



## Basic features

Approval/Conformity	CE UKCA cULus WEEE
---------------------	-----------------------------

## Display/Operation

Function indicator (Pin 2)	LED white
Function indicator (Pin 4)	LED yellow
Power indicator	LED green/no

## Electrical connection

Bending radius min., fixed cable	5 x D
Bending radius min., flexible cable	10 x D
Cable	PUR black, 15 m, drag chain compatible
Cable diameter D	4.70 mm ±0.20 mm
Cable, bending cycles min.	5 mil.
Conductor cross-section	0.34 mm <sup>2</sup>
Connection 1	M12x1-Female, angled, 5-pin, A-coded
Connection 2	M12x1-Male, straight, 4-pin, A-coded
Number of conductors	4
System	Molded/Molded
Torsion stress, cable	±180°/m

## Electrical data

Operating voltage $U_b$	30 VDC
Rated current (40 °C)	4.0 A

## Environmental conditions

Cable temperature UL max., fixed routing	80 °C
Cable temperature UL max., flexible routing	80 °C
Cable temperature, drag chain	-25...60 °C
Cable temperature, fixed routing	-50...90 °C
Cable temperature, flexible routing	-25...90 °C
IP rating	IP67, IP68, IP69K/IP67, IP68, IP69K

## Interface

Switching output	PNP NO/NC antivalent
------------------	----------------------

## Material

Cable jacket, material	PUR
Material contact carrier	PUR/PUR
Material contacts	Bronze/Brass
Material cover nut	Die-cast zinc/Die-cast zinc
Material grip	PUR/PUR

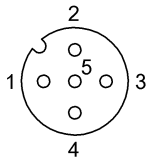
## Mechanical data

Acceleration max., drag chain	5 m/s <sup>2</sup>
Cable jacket, color	black
Cable length L	15.00 m
Cable properties	drag chain compatible
Horizontal travel permitted, drag chain	5 m
Tightening torque pigtail	0.6 Nm/0.6 Nm
Traverse speed max., drag chain	200 m/min
Vertical travel permitted, drag chain	5 m

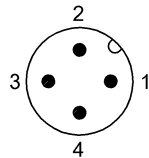
Remarks

Cable construction acc. to UL-AWM Style 20549  
 Halogen-free per DIN VDE 0472 Part 815  
 Silicone-free  
 Flame-retarding acc. to IEC 60332-2  
 Enclosure rating per IEC 60529 or 20653, only in screwed state with the associated mating piece.

Connector Drawings

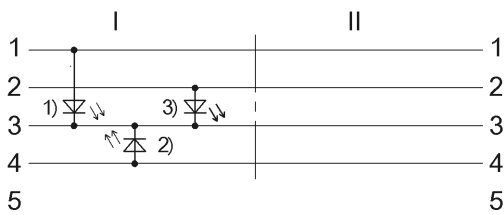


PIN 1: brown  
 PIN 2: white  
 PIN 3: blue  
 PIN 4: black



PIN 1: brown  
 PIN 2: white  
 PIN 3: blue  
 PIN 4: black

Wiring Diagrams (Schematic)



- 1) Green LED = Power
- 2) Yellow LED = Function
- 3) LED white = Function