

PROFINET IO Fieldbus Coupler

2-port; 100 Mbit/s; digital and analog signals

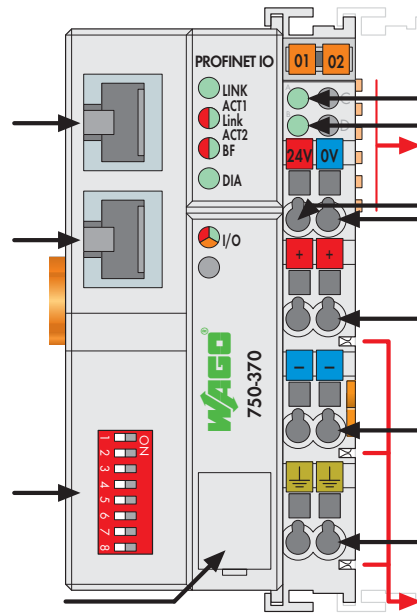


Fieldbus connection RJ-45

Fieldbus connection RJ-45

Dip switch

Configuration interface



Status voltage supply
-System
-Power jumper contacts
Data contacts

Supply
24 V
0 V



Supply via power jumper contacts
24 V

0 V

⊥

Power jumper contacts

This fieldbus coupler connects to the WAGO-I/O-SYSTEM as a slave of the PROFINET IO, the open Industrial ETHERNET standard for automation. The fieldbus coupler supports all I/O modules. The buscoupler automatically configures, creating a local process image which may include analog, digital or specialty modules. Analog and specialty module data is sent via words and/or bytes; digital data is sent bit by bit. This buscoupler can integrate into the application as a PROFINET IO device. The buscoupler features an integrated 2-port switch, allowing easy line structure creation without requiring any additional network components. The device name can be assigned via DCP protocol or be adjusted by a DIP switch if the protocol is not supported by the control systems.

Description	Item No.	Pack. Unit
PROFINET IO 100 MBit 2-port	750-370	1
Accessories		
Miniature WSB Quick marking system		
 plain	248-501	5
with marking	see Section 11	
Approvals		
Conformity marking	CE	
Korea Certification		
UL 508		
ANSI/ISA 12.12.01	Class I, Div. 2, Grp. ABCD, T4	
TÜV 07 ATEX 554086 X	I M2 Ex d I Mb, II 3 G Ex nA IIC T4 Gc, II 3 D Ex tc IIIC T135°C Dc	
IECEX TUN 09.0001 X	Ex d I Mb, Ex nA IIC T4 Gc, Ex tc IIIC T135°C Dc	

System Data	
No. of couplers connected to Master	limited by PROFINET specification
Transmission medium	Twisted Pair S-UTP 100 Ω cat. 5
Max. length of fieldbus segment	100 m between switch and 750-370; max. length of network limited by PROFINET specification
Baud rate	10/100 Mbit/s
Buscoupler connection	2 x RJ-45
Protocols	PROFINET IO (RT Class 1); Conformance Class B (DCP, SNMP, LLDP); HTTP

