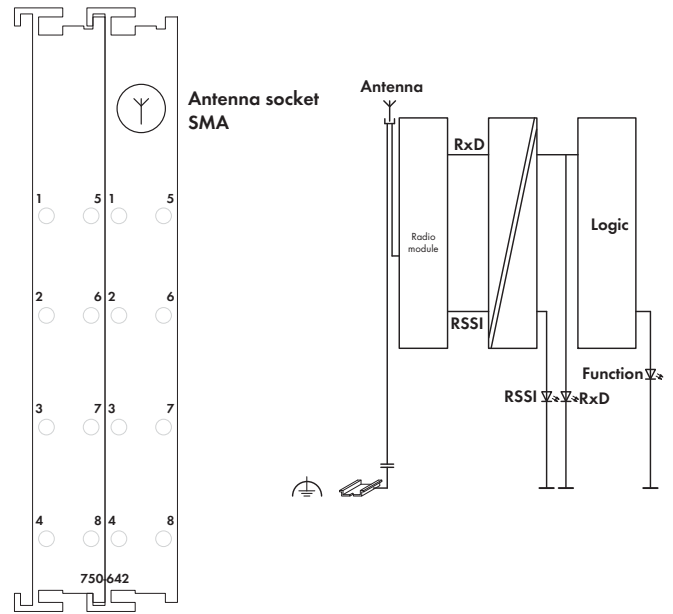


Delivered without miniature WSB markers



The 750-642 I/O Module receives radio telegrams from maintenance-free, battery-less and wireless switches and sensors based on EnOcean radio technology.

The module can be used with any controller of the WAGO I/O-SYSTEM 750. Preprogrammed function blocks make integration easy.



The energy required for switch or sensor operation is produced by converting one type of energy (heat, solar or mechanical energy) into usable electrical energy. The radiated energy from the transmitter modules is around one million times smaller than mobile phones. Almost any number of sensors is possible. However, the maximum number is around 100 transmitters per module, due to the increasing density of switches/sensors.

Four billion code numbers provide for clear transmitter/receiver assignment. Repeated, time-shifted transmission of the radio telegrams, at very short transmission times, results in a high level of protection against external interference. The maximum transmission range is approx. 300 meters in open field.

Depending on the building materials used and on the spatial geometry, the range may be reduced to typically 30 meters (see manual for more information). The LED (RSSI) indicates a sufficient input level.

* Documentation available in German and English.

An SMA socket which is integrated into the housing allows the connection of an external antenna. The 758-910 external antenna has a magnetic stand and a 2.5m long coax cable with SMA plug (available as an accessory).

Description	Item No.	Pack. Unit
Radio Receiver Module	750-642	1
Accessories		
Miniature WSB Quick marking system		
 plain	248-501	5
with marking	see Section 11	
External antenna GSM 900/1800	758-910	1
Approvals		
Conformity marking RTTE	www.wago.com	
Conformity marking	CE	
Korea Certification		
UL 508		
ANSI/ISA 12.12.01	Class I, Div. 2, Grp. ABCD, T4	
TÜV 07 ATEX 554086 X	I M2 Ex d I Mb, II 3 G Ex nA IIC T4 Gc, II 3 D Ex tc IIIC T135°C Dc	
IECEX TUN 09.0001 X	Ex d I Mb, Ex nA IIC T4 Gc, Ex tc IIIC T135°C Dc	

Technical Data	
Frequency band	868.3 MHz
Transmission range	300 m in open field (typ. in buildings see manual)
Transmission protocol (radio telegram)	EnOcean
Current consumption (internal)	80 mA
Power supply	via system voltage DC/DC
Isolation	500 V antenna connection/system
Internal bit width	1 x 24 bits in/out (3 bytes user data) 1 x 8 bits control/status
Dimensions (mm) W x H x L	24 x 64* x 100 *+ excess length of the SMA socket approx. 6.5 mm
Weight	80 g
EMC immunity of interference	acc. to EN 61000-6-2
EMC emission of interference	acc. to EN 61000-6-3