


Marking

Full Line Catalog, Volume 6 – Edition 2017/2018

6



WAGO Full Line Catalogs



Volume 1, Rail-Mounted Terminal Block Systems

- Rail-Mounted Terminal Blocks
- Rail-Mounted Terminal Blocks with Pluggable Connector (X-COM®-SYSTEM)
- Patchboard Systems
- Terminal Strips
- PUSH WIRE® Connectors for Junction Boxes
- Lighting Connectors
- Shield Connecting System



Volume 2, PCB Terminal Blocks and Connectors

- PCB Terminal Blocks
- SMD PCB Terminal Blocks
- *MULTI CONNECTION SYSTEM (MCS)*
- Pluggable PCB Terminal Blocks
- Feedthrough Terminal Blocks
- Specialty Connectors
- Empty Housings



Volume 3, Automation Technology

- Software
- Operating & Monitoring
- Controllers
- Modular I/O-SYSTEM, IP20/IP67
- Industrial Switches
- Radio Technology, *TO-PASS®* Telecontrol Technology
- IP67 Sensor/Actuator Boxes, IP67 Cables and Connectors



Volume 4, Interface Electronic

- Relay and Optocoupler Modules
- *JUMPFLEX®* Signal Conditioners and Isolation Amplifiers
- Current and Energy Measurement Technology
- *EPSITRON®* Power Supply System
- Interface Modules and System Wiring
- Overvoltage Protection
- Empty Housings



Volume 5, *WINSTA®* – The Pluggable Connection System

- Pluggable Connectors
- Snap-In Device Connectors
- Pluggable PCB Connectors
- Distribution Connectors
- Cable Assemblies
- Flat Cable Systems
- Distribution Boxes



Volume 6, Marking

- Terminal Block Marking
- Cable and Conductor Marking
- Device Marking
- Printer
- Software
- Marker Carriers

Volume 6, Marking

Page



Terminal Block Marking

12



Cable and Conductor Marking

42



Device Marking

50



Printers and Software

56


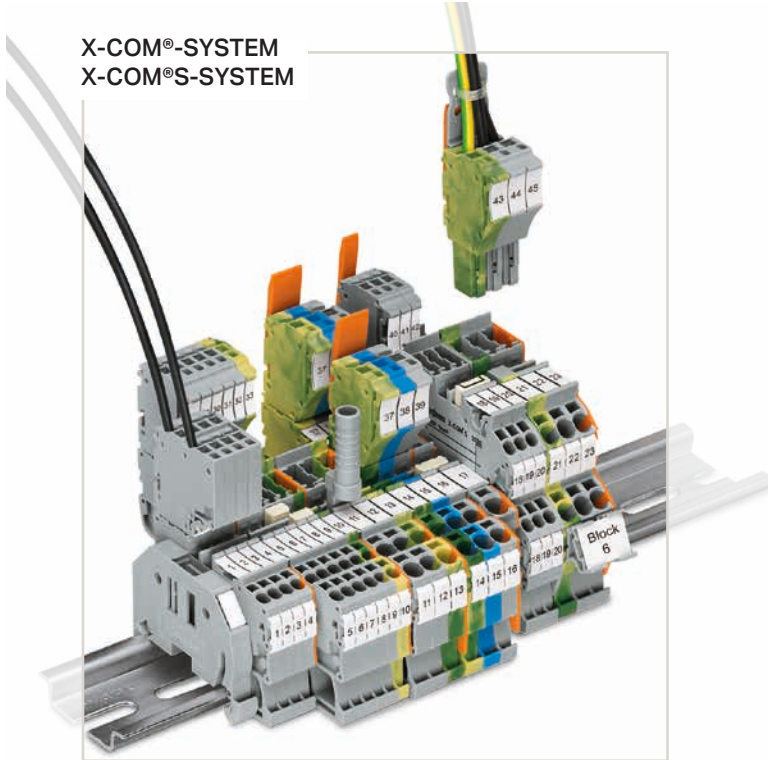


Indexes and Addresses

66

WAGO Product Range: Electrical Interconnections


Installation Connectors



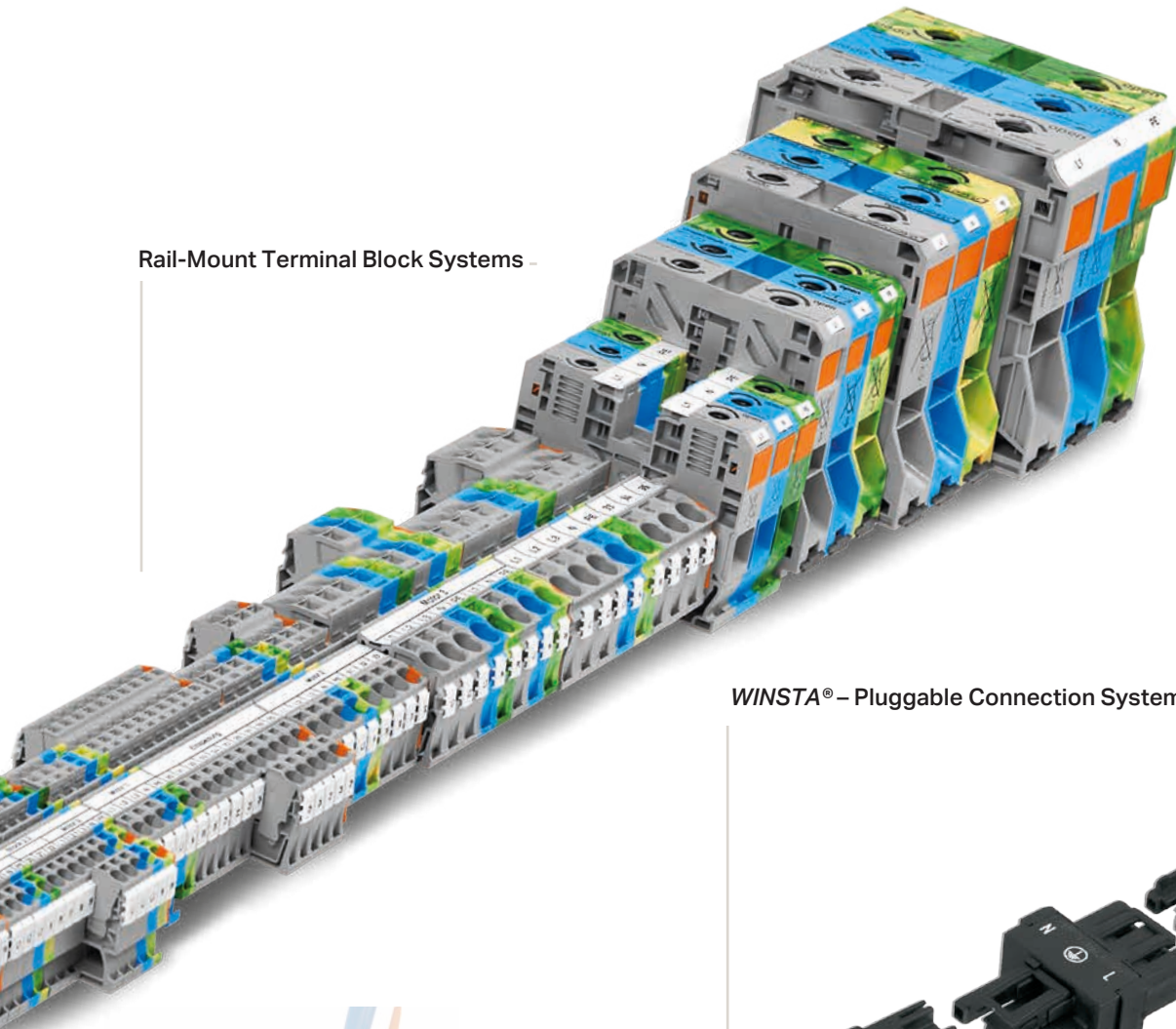
PCB Terminal Blocks



Modular Terminal Blocks




Rail-Mount Terminal Block Systems




WINTA® – Pluggable Connection System




picoMAX®



Patchboard Systems



Pluggable Connectors



WAGO Product Range: Automation

e!DISPLAY



Controllers



EPSITRON® – Advanced Power Supply System




WAGO-I/O-SYSTEM



Software and Apps




Interface Modules




JUMPFLEX® – Signal Conditioners



Overvoltage Protection



Relay Modules and Sockets



Operating WAGO Connection Technologies

Please follow the applicable product-specific termination instructions.

PUSH-IN CAGE CLAMP®



Push-in CAGE CLAMP® terminates the following copper conductors: solid



stranded



fine-stranded, also with tinned single strands



fine-stranded, tip-bonded



fine-stranded, with ferrule (gastight crimped)



fine-stranded, with pin terminal (gastight crimped)

The universal connection with an additional advantage:



Push-in termination

Terminate solid and stranded, as well as ferruled conductors, by simply pushing them in – no tools required.

Termination for all conductor types:

- Open clamping unit
- Insert the conductor
- Release clamp – done!

CAGE CLAMP®



CAGE CLAMP® terminates the following copper conductors: solid



stranded



fine-stranded, also with tinned single strands



fine-stranded, tip-bonded



fine-stranded, with ferrule (gastight crimped)



fine-stranded, with pin terminal (gastight crimped)

The universal connection for solid, stranded and fine-stranded conductors

Termination:

Open clamping unit

Insert the conductor

Release clamp – done!

Operating WAGO Connection Technologies

Please follow the applicable product-specific termination instructions.

POWER CAGE CLAMP®



POWER CAGE CLAMP terminates the following copper conductors: solid



stranded



fine-stranded, also with tinned single strands



fine-stranded, with ferrule (gastight crimped)

The universal connection for conductors larger than 35 mm² (2 AWG)

Termination:

- Open clamp by turning a T-wrench counter-clockwise
- Press the integrated latch to open clamping unit for hands-free wiring
- Insert the conductor
- A small counter-clockwise rotation closes the clamp, securing conductor

PUSH WIRE®




PUSH WIRE® terminates the following copper conductors: solid

PUSH WIRE® connection for solid and stranded conductors (depending on the model used)

Termination:

Tool-free, twist-free terminations for solid and rigid stranded conductors – simply push into the unit



STREAMLINE CONTROL CABINET MARKING



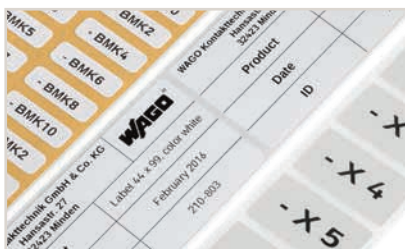
Terminal Block Marking

- Multi-line marking strips for clear, detailed control cabinet labels
- WMB Inline markers on a reel are suitable for various terminal block sizes – just one marker size for all standard applications
- Fast mounting thanks to TOPJOB® S Terminal Blocks of the same profile



Cable and Conductor Marking

- Different versions available: marking sleeves, self-laminating labels, conductor markers for thread-on mounting or shrink tubes
- Large variety of marking surface sizes



Device Marking

- Broad selection of label types (e.g., printable fabric), push-button markers and type plates optimizes marking for devices and control cabinets
- Marking materials are available in a variety of colors and sizes

SAVE MONEY WITH *SMART*PRINTER

A Universal and Fast Thermal Transfer Printer

Easy to Use

Generate all marking data directly via *smart*SCRIPT marking software

Cost-Effective Marking

- Lower purchase costs
- Reduce marking time

Long-Lasting, Wipe- and Scratch-Proof Marking



Universal

- For any control cabinet marking application
- Mark all WAGO terminal blocks and label conductors/cables and devices

Easy Installation

Installation package and marking software are available at:
www.wago.de/smartprinter

Selection Matrix

Marking Accessories and Appropriate Product Series

		Marking strips	WMB Inline markers, reel	WMB markers, cards	Mini-WSB markers, reel and card	Self-adhesive marking strips	Direct marking on product
Width (in mm)		7,5	11	3,5 4 ... 4,2 5 ... 5,2	3,5 4 ... 4,2 5 ... 5,2	5 (Reel) 5 (Card)	9
TOPJOB® S Rail-Mount Terminal Blocks							
2000 Series	3,5		■	■	■		
2001 Series	4,2		■	□	■		
2002 Series	5,2		■	■	■	□	□
2003 Series	5,2		■	■	■	□	□
2004 Series	6,2		■	●	●	□	□
2005 Series	6,2		■	●	●	□	□
2006 Series	7,5		■	●	●	□	□
2007 Series	8		■	●	●	□	□
2010 Series	10		■	●	●	□	□
2016 Series	12		■	●	●	□	□
„Classic“ Rail-Mount Terminal Blocks							
270 Series	5			■	■	□	□
279 Series	4			■	●		
280 Series	5			□	■		
281 Series	6			●	●		
282 Series	8			●	●		
283 Series	12			●	●		
284 Series	10			●	●		
285 Series	16			●	●		
880 Series	5			●	●	□	□
TOPJOB® Classic							
780 Series	5			□	■		
781 Series	6			●	●		
782 Series	8			●	●		
783 Series	12			●	●		
784 Series	10			●	●		
785 Series	16			●	●		
X-COM®-SYSTEM/ X-COM®S-SYSTEM							
X-COM® 769 Series	5			■	●	■	■
X-COM® 870 Series	5	□		●	●	□	■
X-COM® S MINI 2020 Series	3,5		■	■	■	□	■
X-COM® 2022 Series	5,2		■	●	●	□	■
„Mini“ Terminal Blocks							
260 Series	5 / 8						■
261 Series	6 / 0						■
262 Series	7 / 12						■
264 Series	6 / 10						■
862 Series	12	■					
869 Series	5	□		●	●	□	
Printer							
smartPRINTER		■	■	■	■	■	
Ordering at www.wago.com per smartDESIGNER				■	■	■	■

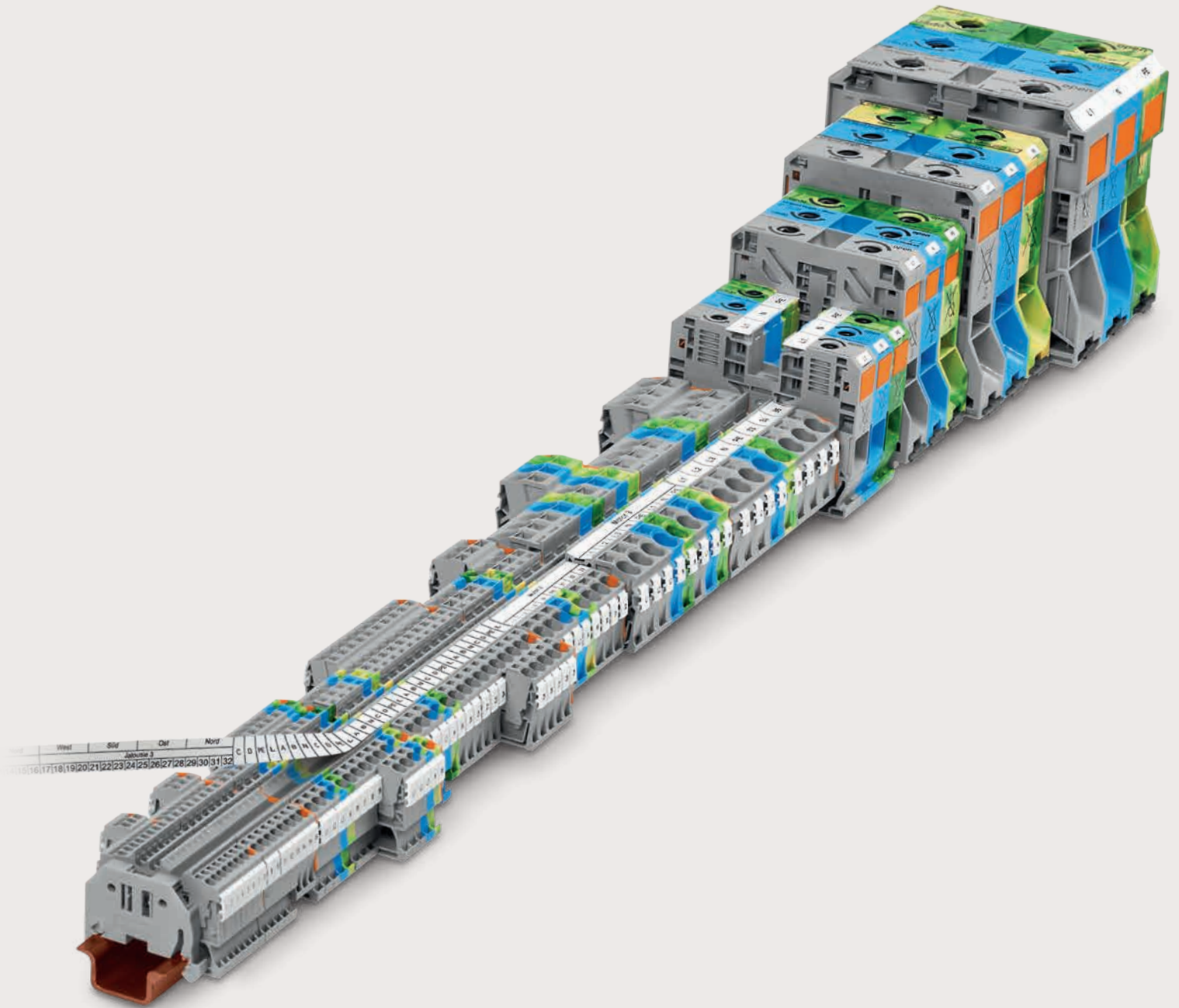
■ perfectly suited (e.g., marker of maximum size)

□ suitable

● Markers must be separated







		Marking strips	WMB Inline markers, reel	WMB markers, cards	Mini-WSB markers, reel and card	Self-adhesive marking strips	Direct marking on product
		7,5	11	3,5 4 ... 4.2 5 ... 5.2	3,5 4 ... 4.2 5 ... 5.2	5 (Reel) 5 (Card)	9
Width (in mm)							
Patchboard Systems							
727 Series	7,62			●	●		□
High-Current Terminal Blocks, POWER CAGE CLAMP							
285 Series	16 / 20 / 25 / 32		△	●	●		
PCB Terminal Blocks							
745 Series	5 / 7.5 / 10			●	●	●	●
746 Series	7,5			●	●	□	●
831 Series	7,62		■	■	■	□	■
218, 233 ... 236, 243, 250, 252 ... 257, 735 ... 742, 745, 746, 804, 805, 806, 816 Series						■	■
WAGO-I/O-SYSTEM							
750 Series	12 / 24 / 48		△			■	
753 Series	12 / 24 / 48		△			■	
INTERFACE Modules							
788 Series	15		□	■	■		
857 Series	6			●	●		
858 Series	31		■	■	■		
859 Series	6					●	
WINSTA®							
770/771 Series	10					□	■
890/891 Series	5						
MULTI CONNECTION SYSTEM							
231, 232, 713, 714, 721, 722, 733, 734, 831, 834, 2231, 2721 Series	10					□	■
picoMAX®							
2091, 2092 Series							■
Printer							
smartPRINTER		■	■	■	■	■	■
Ordering at www.wago.com per smartDESIGNER				■	■		■

△ suitable with adapter



Terminal Block Marking

Terminal Block Marking

			Page
	WMB Multi Marking System	793, 794 Series	16
	Mini-WSB Quick Marking System	247, 248, 264 Series	26
	WMB Inline/Mini-WSB Inline	2009 Series	28
	Marking Strips	709, 757, 2009 Series	29
	Marker Cards with Self-Adhesive Marking Strips	210 Series	30
	Marker Carriers	209, 210, 249, 709, 2009 Series	34

Terminal Block Marking Description and Installation

1




Separating a strip from the WMB or WMB marker card.




Stretching a WMB marker strip.



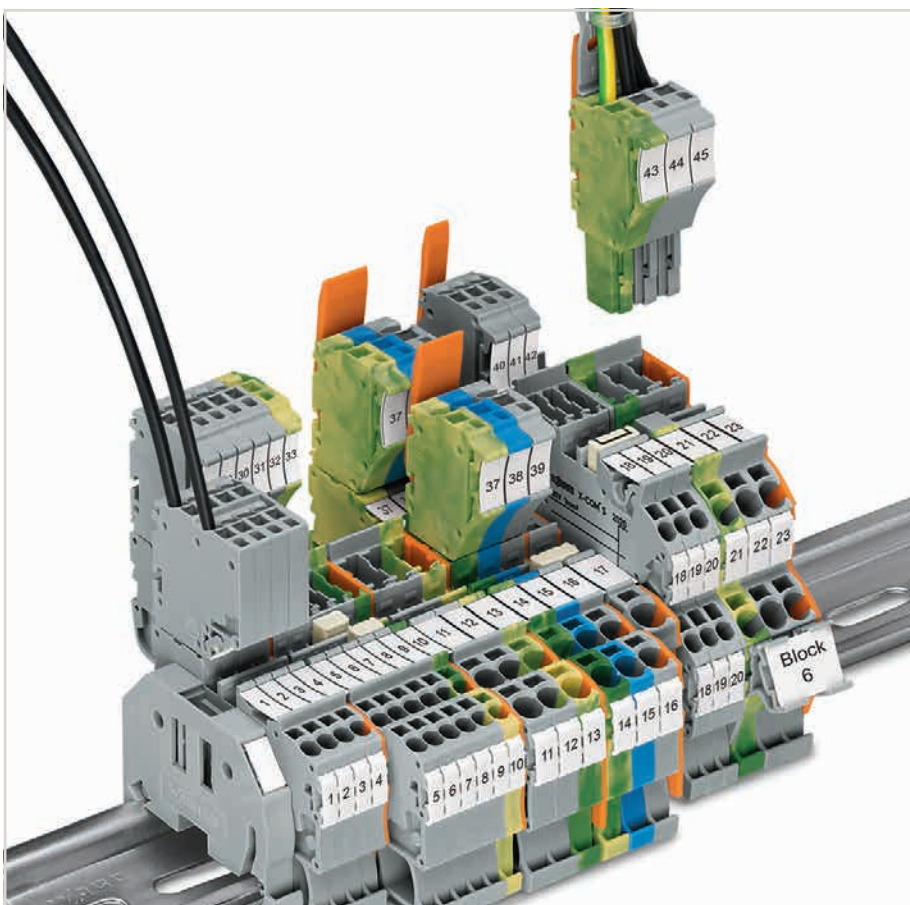
Separating an individual marker from the WMB marker strip – for larger terminal blocks.




Marking via Mini-WSB Quick markers.



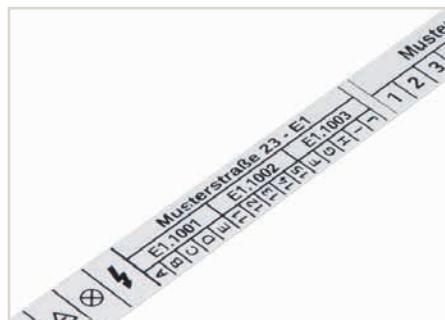
WMB markers in Mini-WSB marker slots
Marking strip, translucent
Mini-WSB markers



Printing a marking strip (2009-110) via smartPRINTER.



Snapping a marking strip into the marker slot.



Marking strip – multi-line printing

Description and Installation





Snapping a marking strip into the marker slot.



Snapping a WMB marker strip into the marker slot of the double marker carrier.




WMB "decade" marking




Group marker carrier



Group marker carrier



Height-adjustable group marker carrier (2009-169) for WMB markers or marking strips (2009-110)



Group marker carriers can be snapped into jumper slots.



Sliding marking strips laterally.

WAGO Multi Marking System (WMB) for Terminal Block Widths 3.5 mm, 4 ... 4.2 mm and from 5 mm



- Horizontal marking
- Consecutive numbers per strip
- 10 strips with 10 markers per card
- Material: PA 6.6

Use

Marker Width	Can be snapped onto the following terminal block series	
	for continuous marking	to be separated
3.5 mm	2000, 2020	-
4 ... 4.2 mm	279, 2001	-
5 ... 5.2 mm	270, 280, 780, 869, 870, 880, 2002, 2003, 2022	Terminal blocks with spacing > 5 ... 5.2 mm
5 ... 17.5 mm	270, 280, 780, 869, 870, 880	281 to 285, 781 to 785, 2002, 2004, 2005, 2006, 2007, 2010, 2016, 2022

WMB Multi marking system, horizontal marking, consecutive numbers per strip, 10 strips with 10 markers per card


Marking	5 mm Item no.	5 ... 5.2 mm Item no.	4 ... 4.2 mm Item no.	3.5 mm Item no.	Pack. Unit
1 ... 10 (10 x)	793-502	793-5502	793-4502	793-3502	5
11 ... 20 (10 x)	793-503	793-5503	793-4503	793-3503	5
21 ... 30 (10 x)	793-504	793-5504	793-4504	793-3504	5
31 ... 40 (10 x)	793-505	793-5505	793-4505	793-3505	5
41 ... 50 (10 x)	793-506	793-5506	793-4506	793-3506	5
51 ... 60 (10 x)	793-569	793-5569	793-4569		5
61 ... 70 (10 x)	793-570	793-5570	793-4570		5
71 ... 80 (10 x)	793-571	793-5571	793-4571		5
81 ... 90 (10 x)	793-572	793-5572	793-4572		5
91 ... 100 (10 x)	793-573	793-5573	793-4573		5
1 ... 50 (2 x)	793-566	793-5566	793-4566	793-3566	5
51 ... 100 (2 x)	793-507	793-5507	793-4507	793-3507	5
101 ... 150 (2 x)	793-508	793-5508	793-4508	793-3508	5
151 ... 200 (2 x)	793-509	793-5509	793-4509	793-3509	5
201 ... 300 (1 x)	793-510	793-5510	793-4510	793-3510	5
301 ... 400 (1 x)	793-511	793-5511	793-4511		5
401 ... 500 (1 x)	793-512	793-5512	793-4512		5
501 ... 600 (1 x)	793-513	793-5513	793-4513		5
601 ... 700 (1 x)	793-514	793-5514	793-4514		5
701 ... 800 (1 x)	793-515	793-5515	793-4515		5
801 ... 900 (1 x)	793-516	793-5516	793-4516		5
901 ... 1000 (1 x)	793-517	793-5517	793-4517		5
1 ... 9 (10 x)	793-565	793-5565	793-4565	793-3565	5
For double-deck terminal blocks:					
1, 3, 5, ..., 99 and 2, 4, 6, ..., 100 (1 x)	793-599	793-5599	793-4599	793-3599	5
For triple-deck terminal blocks:					
1, 4, 7, ..., 88 and 2, 5, 8, ..., 89 and 3, 6, 9, ..., 90 and 91, 94, 97, 92, 95, 98, 93, 96, 99, ; (1 x)	794-557	794-5557			5
100, 103, 106, ..., 187 and 101, 104, 107, ..., 188 and 102, 105, 108, ..., 189 und 190, 193, 196, 191, 194, 197, 192, 195, 198, ; (1 x)	794-558	794-5558			5

For single-deck terminal blocks:

For double-deck terminal blocks:

For triple-deck terminal blocks:

WAGO Multi Marking System (WMB) for Terminal Block Widths 3.5 mm, 4 ... 4.2 mm and from 5 mm



- Vertical marking
- Consecutive numbers per strip
- 10 strips with 10 markers per card
- Material: PA 6.6

Use

Marker Width	Can be snapped onto the following terminal block series	
	for continuous marking	to be separated
3.5 mm	2000, 2020	-
4 ... 4.2 mm	279, 2001	-
5 ... 5.2 mm	270, 280, 780, 869, 870, 880, 2002, 2003, 2022	Terminal blocks with spacing > 5 ... 5.2 mm
5 ... 17.5 mm	270, 280, 780, 869, 870, 880	281 to 285, 781 to 785, 2002, 2004, 2005, 2006, 2007, 2010, 2016, 2022


WMB Multi marking system, vertical marking, consecutive numbers per strip, 10 strips with 10 markers per card

For single-deck terminal blocks:

Marking	5 mm Item no.	5 ... 5.2 mm Item no.	4 ... 4.2 mm Item no.	3.5 mm Item no.	Pack. Unit
1 ... 10 (10 x)	793-602	793-5602	793-4602	upon request	5
11 ... 20 (10 x)	793-603	793-5603	793-4603		5
21 ... 30 (10 x)	793-604	793-5604	793-4604		5
31 ... 40 (10 x)	793-605	793-5605	793-4605		5
41 ... 50 (10 x)	793-606	793-5606	793-4606		5
51 ... 60 (10 x)	794-601	794-5601	794-4601		5
61 ... 70 (10 x)	794-602	794-5602	794-4602		5
71 ... 80 (10 x)	794-603	794-5603	794-4603		5
81 ... 90 (10 x)	794-604	794-5604	794-4604		5
91 ... 100 (10 x)	794-605	794-5605	794-4605		5
1 ... 50 (2 x)	793-666	793-5666	793-4666		5
51 ... 100 (2 x)	793-607	793-5607	793-4607		5
101 ... 150 (2 x)	793-608	793-5608	793-4608		5
151 ... 200 (2 x)	793-609	793-5609	793-4609		5
201 ... 300 (1 x)	793-610	793-5610	793-4610		5
301 ... 400 (1 x)	793-611	793-5611	793-4611		5
401 ... 500 (1 x)	793-612	793-5612	793-4612		5
501 ... 600 (1 x)	793-613	793-5613	793-4613		5
601 ... 700 (1 x)	793-614	793-5614	793-4614		5
701 ... 800 (1 x)	793-615	793-5615	793-4615		5
801 ... 900 (1 x)	793-616	793-5616	793-4616		5
901 ... 1000 (1 x)	793-617	793-5617	793-4617		5
101, 101, 101, 102, ..., 130, 130, 130 (1 x)	793-667	793-5667	793-4667		5
131, 131, 131, 132, ..., 160, 160, 160 (1 x)	793-668	793-5668	793-4668		5
For double-deck terminal blocks:					
1, 3, 5, ..., 99 and 2, 4, 6, ..., 100 (1x)	793-699	793-5699	793-4699		5
101, 103, 105, ..., 149 and 102, 104, 106, ..., 150 (2 x)	793-900	793-5900	793-4900		5
For triple-deck terminal blocks:					
1, 4, 7, ..., 88 and 2, 5, 8, ..., 89 and 3, 6, 9, ..., 90 and 91, 94, 97, 92, 95, 98, 93, 96, 99, ; (1 x)	794-657	794-5657			5
100, 103, 106, ..., 187 and 101, 104, 107, ..., 188 and 102, 105, 108, ..., 189 und 190, 193, 196, 191, 194, 197, 192, 195, 198, ; (1 x)	794-658	794-5658			5

WAGO Multi Marking System (WMB) for Terminal Block Widths 3.5 mm, 4 ... 4.2 mm and from 5 mm

1



- Horizontal marking
- Consecutive numbers per strip
- 10 strips with 10 markers per card
- Material: PA 6.6


Use

Marker Width	Can be snapped onto the following terminal block series	
	for continuous marking	to be separated
3.5 mm	2000, 2020	-
4 ... 4.2 mm	279, 2001	-
5 ... 5.2 mm	270, 280, 780, 869, 870, 880, 2002, 2003, 2022	Terminal blocks with spacing > 5 ... 5.2 mm
5 ... 17.5 mm	270, 280, 780, 869, 870, 880	281 to 285, 781 to 785, 2002, 2004, 2005, 2006, 2007, 2010, 2016, 2022

WMB Multi marking system, horizontal marking, consecutive numbers per strip, 10 strips with 10 markers per card

Marking	5 mm Item no.	5 ... 5.2 mm Item no.	4 ... 4.2 mm Item no.	3.5 mm Item no.	Pack. Unit
1 / 2 (50 x)	793-518	793-5518	793-4518	upon request	5
3 / 4 (50 x)	793-519	793-5519	793-4519		5
5 / 6 (50 x)	793-520	793-5520	793-4520		5
7 / 8 (50 x)	793-521	793-5521	793-4521		5
9 / 10 (50 x)	793-522	793-5522	793-4522		5
11 / 12 (50 x)	793-523	793-5523	793-4523		5
13 / 14 (50 x)	793-524	793-5524	793-4524		5
15 / 16 (50 x)	793-525	793-5525	793-4525		5
17 / 18 (50 x)	793-526	793-5526	793-4526		5
19 / 20 (50 x)	793-527	793-5527	793-4527		5
21 / 22 (50 x)	793-528	793-5528	793-4528		5
23 / 24 (50 x)	793-529	793-5529	793-4529		5
25 / 26 (50 x)	793-530	793-5530	793-4530		5
27 / 28 (50 x)	793-531	793-5531	793-4531		5
29 / 30 (50 x)	793-532	793-5532	793-4532		5
31 / 32 (50 x)	793-533	793-5533	793-4533		5
33 / 34 (50 x)	793-534	793-5534	793-4534		5
35 / 36 (50 x)	793-535	793-5535	793-4535		5
37 / 38 (50 x)	793-536	793-5536	793-4536		5
39 / 40 (50 x)	793-537	793-5537	793-4537		5
41 / 42 (50 x)	793-538	793-5538	793-4538		5
43 / 44 (50 x)	793-539	793-5539	793-4539		5
45 / 46 (50 x)	793-540	793-5540	793-4540		5
47 / 48 (50 x)	793-541	793-5541	793-4541		5
49 / 50 (50 x)	793-542	793-5542	793-4542		5

WAGO Multi Marking System (WMB) for Terminal Block Widths 3.5 mm, 4 ... 4.2 mm and from 5 mm



- Vertical marking
- Consecutive numbers per strip
- 10 strips with 10 markers per card
- Material: PA 6.6

Use


Marker Width	Can be snapped onto the following terminal block series	
	for continuous marking	to be separated
3.5 mm	2000, 2020	-
4 ... 4.2 mm	279, 2001	-
5 ... 5.2 mm	270, 280, 780, 869, 870, 880, 2002, 2003, 2022	Terminal blocks with spacing > 5 ... 5.2 mm
5 ... 17.5 mm	270, 280, 780, 869, 870, 880	281 to 285, 781 to 785, 2002, 2004, 2005, 2006, 2007, 2010, 2016, 2022

WMB Multi marking system, vertical marking, consecutive numbers per strip, 10 strips with 10 markers per card

Marking	5 mm Item no.	5 ... 5.2 mm Item no.	4 ... 4.2 mm Item no.	3.5 mm Item no.	Pack. Unit
1 / 2 (50 x)	793-618	793-5618	793-4618	upon request	5
3 / 4 (50 x)	793-619	793-5619	793-4619		5
5 / 6 (50 x)	793-620	793-5620	793-4620		5
7 / 8 (50 x)	793-621	793-5621	793-4621		5
9 / 10 (50 x)	793-622	793-5622	793-4622		5
11 / 12 (50 x)	793-623	793-5623	793-4623		5
13 / 14 (50 x)	793-624	793-5624	793-4624		5
15 / 16 (50 x)	793-625	793-5625	793-4625		5
17 / 18 (50 x)	793-626	793-5626	793-4626		5
19 / 20 (50 x)	793-627	793-5627	793-4627		5

WAGO Multi Marking System (WMB) for Terminal Block Widths 3.5 mm, 4 ... 4.2 mm and from 5 mm

1



- Horizontal marking
- Consecutive letters/symbols each strip
- 10 strips with 10 markers per card
- Material: PA 6.6


Use

Marker Width	Can be snapped onto the following terminal block series	
	for continuous marking	to be separated
3.5 mm	2000, 2020	-
4 ... 4.2 mm	279, 2001	-
5 ... 5.2 mm	270, 280, 780, 869, 870, 880, 2002, 2003, 2022	Terminal blocks with spacing > 5 ... 5.2 mm
5 ... 17.5 mm	270, 280, 780, 869, 870, 880	281 to 285, 781 to 785, 2002, 2004, 2005, 2006, 2007, 2010, 2016, 2022

WMB Multi marking system, horizontal marking, consecutive numbers per strip, 10 strips with 10 markers per card

Marking	5 mm Item no.	5 ... 5.2 mm Item no.	4 ... 4.2 mm Item no.	3.5 mm Item no.	Pack. Unit
L1 (100 x)	793-574	793-5574	793-4574	upon request	5
L2 (100 x)	793-575	793-5575	793-4575		5
L3 (100 x)	793-576	793-5576	793-4576		5
N (100 x)	793-577	793-5577	793-4577		5
PE (100 x)	793-578	793-5578	793-4578		5
PEN (100 x)	793-579	793-5579	793-4579		5
Ground (symbol) (100 x)	793-580	793-5580	793-4580		5
R (100 x)	793-581	793-5581	793-4581		5
S (100 x)	793-582	793-5582	793-4582		5
T (100 x)	793-583	793-5583	793-4583		5
+/- (50 x)	793-552	793-5552	793-4552		5
a, b, c, e, u, v, w, x, y, z (10 x)	793-543	793-5543	793-4543		5
R, S, T, U, V, W, X, Y, Z, Mp (10 x)	793-544	793-5544	793-4544	793-3544	5
A, B, P, N, PE, PEN, L1, L2, L3, Ground (symbol) (10 x)	793-545	793-5545	793-4545	793-3545	5
U, V, W, N, PE, U, V, W, N, PE (10 x)	793-474	793-5474	793-4474		5
L1, L2, L3, N, PE, L1, L2, L3, N, PE (10 x)	793-472	793-5472	793-4472		5
U1, V1, W1, U1, V1, W1, U1, V1, W1, ... (10 x)	793-487	793-5487	793-4487		5
U2, V2, W2, U2, V2, W2, U2, V2, W2, ... (10 x)	793-494	793-5494	793-4494		5
U3, V3, W3, U3, V3, W3, U3, V3, W3, ... (10 x)	793-495	793-5495	793-4495		5
U4, V4, W4, U4, V4, W4, U4, V4, W4, ... (10 x)	793-496	793-5496	793-4496		5
U5, V5, W5, U5, V5, W5, U5, V5, W5, ... (10 x)	793-497	793-5497			5
U6, V6, W6, ..., U6, V6, W6, ... to U9, V9, W9, ..., U9, V9, W9, ... (2 x)	793-498	793-5498			5
R1, S1, T1, U1, V1, W1, X1, Y1, Z1, SL (10 x)	793-546	793-5546	793-4546		5
R2, S2, T2, U2, V2, W2, X2, Y2, Z2, SL (10 x)	793-547	793-5547	793-4547		5
R3, S3, T3, U3, V3, W3, X3, Y3, Z3, SL (10 x)	793-548	793-5548	793-4548		5
R4, S4, T4, ..., Y4, Z4, SL and R5, S5, T5, ..., Y5, Z5, SL (5 x)	793-549	793-5549	793-4549		5
R6, S6, T6, ..., Y6, Z6, SL to R10, S10, T10, ..., Y10, Z10, SL (2 x)	793-550	793-5550			5

WAGO Multi Marking System (WMB) for Terminal Block Widths 3.5 mm, 4 ... 4.2 mm and from 5 mm



- Vertical marking
- Consecutive letters/symbols each strip
- 10 strips with 10 markers per card
- Material: PA 6.6

Use

Marker Width	Can be snapped onto the following terminal block series	
	for continuous marking	to be separated
3.5 mm	2000, 2020	-
4 ... 4.2 mm	279, 2001	-
5 ... 5.2 mm	270, 280, 780, 869, 870, 880, 2002, 2003, 2022	Terminal blocks with spacing > 5 ... 5.2 mm
5 ... 17.5 mm	270, 280, 780, 869, 870, 880	281 to 285, 781 to 785, 2002, 2004, 2005, 2006, 2007, 2010, 2016, 2022

WMB Multi marking system, vertical marking, consecutive numbers per strip, 10 strips with 10 markers per card					
Marking	5 mm Item no.	5 ... 5.2 mm Item no.	4 ... 4.2 mm Item no.	3.5 mm Item no.	Pack. Unit
L1 (100 x)	793-674	793-5674	793-4674	upon request	5
L2 (100 x)	793-675	793-5675	793-4675		5
L3 (100 x)	793-676	793-5676	793-4676		5
N (100 x)	793-677	793-5677	793-4677		5
PE (100 x)	793-678	793-5678	793-4678		5
PEN (100 x)	793-679	793-5679	793-4679		5
Ground (symbol) (100 x)	793-680	793-5680	793-4680		5
R (100 x)	793-681	793-5681	793-4681		5
S (100 x)	793-682	793-5682	793-4682		5
T (100 x)	793-683	793-5683	793-4683		5
+/- (50 x)	793-652	793-5652	793-4652		5
a, b, c, e, u, v, w, x, y, z (10 x)	793-643	793-5643			5
R, S, T, U, V, W, X, Y, Z, Mp (10 x)	793-644	793-5644	793-4644		5
A, B, P, N, PE, PEN, L1, L2, L3, Ground (symbol) (10 x)	793-645	793-5645	793-4645		5
U, V, W, N, PE, U, V, W, N, PE (10 x)	794-674	794-5674	794-4674		5
L1, L2, L3, N, PE, L1, L2, L3, N, PE (10 x)	794-672	794-5672	794-4672		5
U1, V1, W1, U1, V1, W1, U1, V1, W1, ... (10 x)	793-687	793-5687	793-4687		5
U2, V2, W2, U2, V2, W2, U2, V2, W2, ... (10 x)	793-694	793-5694	793-4694		5
U3, V3, W3, U3, V3, W3, U3, V3, W3, ... (10 x)	793-695	793-5695	793-4695		5
U4, V4, W4, U4, V4, W4, U4, V4, W4, ... (10 x)	793-696	793-5696	793-4696		5
U5, V5, W5, U5, V5, W5, U5, V5, W5, ... (10 x)	793-697	793-5697	793-4697		5
U6, V6, W6, ..., U6, V6, W6, ... to U9, V9, W9, ..., U9, V9, W9, ... (2 x)	793-698	793-5698	793-4698		5
R1, S1, T1, U1, V1, W1, X1, Y1, Z1, SL (10 x)	793-646	793-5646	793-4646		5
R2, S2, T2, U2, V2, W2, X2, Y2, Z2, SL (10 x)	793-647	793-5647			5
R3, S3, T3, U3, V3, W3, X3, Y3, Z3, SL (10 x)	793-648	793-5648			5
R4, S4, T4, ..., Y4, Z4, SL and R5, S5, T5, ..., Y5, Z5, SL (5 x)	793-649				5
R6, S6, T6, ..., Y6, Z6, SL to R10, S10, T10, ..., Y10, Z10, SL (2 x)	793-650		793-4650		5

WAGO Multi Marking System (WMB) for Terminal Block Widths 3.5 mm, 4 ... 4.2 mm and from 5 mm



- Decade marking, with red printing
- Same numbers per strip
- 10 strips with 10 markers per card
- Material: PA 6.6

Use

Marker Width	Can be snapped onto the following terminal block series	
	for continuous marking	to be separated
3.5 mm	2000, 2020	-
4 ... 4.2 mm	279, 2001	-
5 ... 5.2 mm	270, 280, 780, 869, 870, 880, 2002, 2003, 2022	Terminal blocks with spacing > 5 ... 5.2 mm
5 ... 17.5 mm	270, 280, 780, 869, 870, 880	281 to 285, 781 to 785, 2002, 2004, 2005, 2006, 2007, 2010, 2016, 2022

WMB Multi marking system, decade marking with red printing, horizontal marking, two strips each with same numbers, 10 strips with 10 markers per card

Marking	5 mm Item no.	5 ... 5.2 mm Item no.	4 ... 4.2 mm Item no.	3.5 mm Item no.	Pack. Unit
10, 20, ..., 50 (20 x)	793-553	793-5553	793-4553	upon request	5
60, 70, ..., 100 (20 x)	793-554	793-5554	793-4554		5
110, 120, ..., 150 (20 x)	793-555	793-5555	793-4555		5
160, 170, ..., 200 (20 x)	793-556	793-5556	793-4556		5

WMB Multi marking system, decade marking with red printing, horizontal marking, one strip each with same numbers, 10 strips with 10 markers per card

Marking	5 mm Item no.	5 ... 5.2 mm Item no.	4 ... 4.2 mm Item no.	3.5 mm Item no.	Pack. Unit
210, 220, ..., 300 (10 x)	793-557	793-5557	793-4557	upon request	5
310, 320, ..., 400 (10 x)	793-558	793-5558	793-4558		5
410, 420, ..., 500 (10 x)	793-559	793-5559	793-4559		5
510, 520, ..., 600 (10 x)	793-560	793-5560	793-4560		5
610, 620, ..., 700 (10 x)	793-561	793-5561	793-4561		5
710, 720, ..., 800 (10 x)	793-562		793-4562		5
810, 820, ..., 900 (10 x)	793-563		793-4563		5
910, 920, ..., 1000 (10 x)	793-564	793-5564	793-4564		5


WMB Multi marking system, decade marking with red printing, vertical marking, two strips each with same numbers, 10 strips with 10 markers per card

Marking	5 mm Item no.	5 ... 5.2 mm Item no.	4 ... 4.2 mm Item no.	3.5 mm Item no.	Pack. Unit
10, 20, ..., 50 (20 x)	793-653	793-5653	793-4653	upon request	5
60, 70, ..., 100 (20 x)	793-654	793-5654	793-4654		5
110, 120, ..., 150 (20 x)	793-655	793-5655	793-4655		5
160, 170, ..., 200 (20 x)	793-656	793-5656	793-4656		5

WMB Multi marking system, decade marking with red printing, vertical marking, one strip each with same numbers, 10 strips with 10 markers per card

Marking	5 mm Item no.	5 ... 5.2 mm Item no.	4 ... 4.2 mm Item no.	3.5 mm Item no.	Pack. Unit
210, 220, ..., 300 (10 x)	793-657	793-5657	793-4657	upon request	5
310, 320, ..., 400 (10 x)	793-658	793-5658	793-4658		5
410, 420, ..., 500 (10 x)	793-659	793-5659	793-4659		5
510, 520, ..., 600 (10 x)	793-660		793-4660		5
610, 620, ..., 700 (10 x)	793-661		793-4661		5
710, 720, ..., 800 (10 x)	793-662	793-5662	793-4662		5
810, 820, ..., 900 (10 x)	793-663	793-5663	793-4663		5
910, 920, ..., 1000 (10 x)	793-664	793-5664	793-4664		5

WAGO Multi Marking System (WMB) for Terminal Block Widths 3.5 mm, 4 ... 4.2 mm and from 5 mm



- Vertical marking
- Consecutive letters/symbols each strip
- 10 strips with 10 markers per card
- Material: PA 6.6

Use

Marker Width	Can be snapped onto the following terminal block series	
	for continuous marking	to be separated
3.5 mm	2000, 2020	-
4 ... 4.2 mm	279, 2001	-
5 ... 5.2 mm	270, 280, 780, 869, 870, 880, 2002, 2003, 2022	Terminal blocks with spacing > 5 ... 5.2 mm
5 ... 17.5 mm	270, 280, 780, 869, 870, 880	281 to 285, 781 to 785, 2002, 2004, 2005, 2006, 2007, 2010, 2016, 2022

WMB Multi marking system, for subdistribution boxes (power stations), vertical marking, consecutive numbers per strip, 10 strips with 10 markers per card


Marking	5 mm Item no.	5 ... 5.2 mm Item no.	4 ... 4.2 mm Item no.	3.5 mm Item no.	Pack. Unit
1A, 1B, ..., 1G, 1H to 10A, 10B, ..., 10G, 10H, ; (1 x)	793-958	793-5958	793-4958	upon request	5

WMB Multi marking system, for 281-6xx fuse terminal blocks, vertical marking, consecutive numbers per strip, 10 strips with 10 markers per card

Marking	5 mm Item no.	5 ... 5.2 mm Item no.	4 ... 4.2 mm Item no.	3.5 mm Item no.	Pack. Unit
F1, F2, ..., F10 (10x)	794-615	794-5615	794-4615	upon request	5
F11, F12, ..., F20 (10 x)	794-616	794-5616	794-4616		5
F21, F22, ..., F30 (10 x)	794-617	794-5617	794-4617		5
F31, F32, ..., F40 (10 x)	794-618	794-5618	794-4618		5
F41, F42, ..., F50 (10 x)	794-619	794-5619	794-4619		5

WAGO Multi Marking System (WMB) for Terminal Block Widths 3.5 mm, 4 ... 4.2 mm and from 5 mm

1



- Plain
- 10 strips with 10 markers per card
- Material: PA 6.6


Use

Marker Width	Can be snapped onto the following terminal block series	
	for continuous marking	to be separated
3.5 mm	2000, 2020	-
4 ... 4.2 mm	279, 2001	-
5 ... 5.2 mm	270, 280, 780, 869, 870, 880, 2002, 2003, 2022	Terminal blocks with spacing > 5 ... 5.2 mm
5 ... 17.5 mm	270, 280, 780, 869, 870, 880	281 to 285, 781 to 785, 2002, 2004, 2005, 2006, 2007, 2010, 2016, 2022

WMB Multi marking system, plain, 10 strips with 10 markers per card					
Color	5 mm Item no.	5 ... 5.2 mm Item no.	4 ... 4.2 mm Item no.	3.5 mm Item no.	Pack. Unit
○ white	793-501	793-5501	793-4501	793-3501	5
● yellow	793-501/000-002	793-5501/000-002	793-4501/000-002		5
● red	793-501/000-005	793-5501/000-005	793-4501/000-005		5
● blue	793-501/000-006	793-5501/000-006	793-4501/000-006		5
● gray	793-501/000-007	793-5501/000-007	793-4501/000-007		5
● orange	793-501/000-012	793-5501/000-012	793-4501/000-012		5
● light green	793-501/000-017	793-5501/000-017	793-4501/000-017		5
● green	793-501/000-023	793-5501/000-023	793-4501/000-023		5
● violet	793-501/000-024	793-5501/000-024	793-4501/000-024		5

Mini-WSB Quick Marking System

1



- Horizontal marking/plain
- Consecutive numbers/letters/symbols per strip
- 10 strips with 10 markers per card
- Material: PA 6.6

Use

Can be snapped onto the following terminal block series
for continuous marking

2002
264, 270, 869, 880
769, 870, 2022
218, 233 ... 236, 243, 250, 252 ... 257, 735 ... 742, 745, 746, 804,
805, 806, 816, 831
750, 753

to be separated

745, 746, 2007, 2010, 2016

Mini-WSB Quick marking system, horizontal marking, consecutive numbers per strip, white, 5 mm wide markers, 10 strips with 10 markers per card

Marking	Item no.	Pack. Unit
1 ... 10 (10 x)	248-502	5
11 ... 20 (10 x)	248-503	5
21 ... 30 (10 x)	248-504	5
31 ... 40 (10 x)	248-505	5
41 ... 50 (10 x)	248-506	5
51 ... 60 (10 x)	248-569	5
61 ... 70 (10 x)	248-570	5
71 ... 80 (10 x)	248-571	5
81 ... 90 (10 x)	248-572	5
91 ... 100 (10 x)	248-573	5
1 ... 50 (2 x)	248-566	5
1, ,2, ,3, ,4, ,5, ; to 46, ,47, ,48, ,49, ,50, ; (1 x)	264-900	5
1, ,1, ,1, ,1, ,1, ; (10 x)	264-903	5
2, ,2, ,2, ,2, ,2, ; (10 x)	264-904	5
3, ,3, ,3, ,3, ,3, ; (10 x)	264-905	5


Mini-WSB Quick marking system, horizontal marking, consecutive letters/symbols per strip, white, 5 mm wide markers, 10 strips with 10 markers per card

Marking	Item no.	Pack. Unit
U, V, W, N, PE, U, V, W, N, PE (10 x)	248-474	5
L1, L2, L3, N, PE, L1, L2, L3, N, PE (10 x)	248-472	5
U, V, W, N, PE, ; (10 x)	264-901	5
L1, L2, L3, N, PE, ; (10 x)	264-902	5

Mini-WSB Quick marking cards, plain, 5 mm wide markers, 10 strips with 10 markers each

Color	Item no.	Pack. Unit
○ white	248-501	5
● yellow	248-501/000-002	5
● red	248-501/000-005	5
● blue	248-501/000-006	5
● gray	248-501/000-007	5
● orange	248-501/000-012	5
● light green	248-501/000-017	5
● green	248-501/000-023	5
● violet	248-501/000-024	5

Mini-WSB Quick Marking System



- Horizontal marking/plain
- Consecutive numbers/letters/symbols per strip
- 10 strips with 10 markers per card
- Material: PA 6.6

Use

Can be snapped onto the following terminal block series

for continuous marking

to be separated

2002

745, 746, 2007, 2010, 2016

264, 270, 869, 880

769, 870, 2022

218, 233 ... 236, 243, 250, 252 ... 257, 735 ... 742, 745, 746, 804, 805, 806, 816, 831

750, 753

Mini-WSB Quick marking system, horizontal marking, consecutive numbers/letters/symbols per strip, white, 5 mm wide markers, 10 strips with 10 markers per card

Color	Marking	Item no.	Pack. Unit
○ white	0 V (100 x)	247-506	5
● blue	0 V (100 x)	247-506/000-006	5
○ white	- (100 x)	247-507	5
● red	24 V (100 x)	247-508/000-005	5
○ white	+ (100 x)	247-509	5
○ white	⊕ (100 x)	247-552	5
● light green	⊕ (100 x)	247-552/000-017	5
○ white	PE (100 x)	248-578	5
● light green	PE (100 x)	248-578/000-017	5
○ white	A0, A1, ..., A8, A9 (10 x)	247-510	5
○ white	E0, E1, ..., E8, E9 (10 x)	247-511	5
○ white	X0, X1, ..., X8, X9 (10 x)	247-512	5
○ white	0 ... 9 (10 x)	247-513	5
○ white	10 ... 19 (10 x)	247-514	5
○ white	20 ... 29 (10 x)	247-515	5
○ white	30 ... 39 (10 x)	247-516	5
○ white	40 ... 49 (10 x)	247-517	5
○ white	50 ... 59 (10 x)	247-518	5
○ white	60 ... 69 (10 x)	247-519	5
○ white	00 ... 49 (2 x)	247-523	5
○ white	50 ... 99 (2 x)	247-524	5
○ white	100 ... 149 (2 x)	247-525	5
○ white	150 ... 199 (2 x)	247-526	5
○ white	200 ... 249 (2 x)	247-527	5
○ white	250 ... 299 (2 x)	247-528	5
○ white	300 ... 349 (2 x)	247-529	5
○ white	350 ... 399 (2 x)	247-530	5
○ white	.07 / free (10 x / 20 x)	247-543	5

WMB Inline and Mini-WSB Inline for Terminal Block Widths 3.5 mm, 4 ... 4.2 mm and 5 ... 5.2 mm

1



- Plain
- Markers on a reel
- Printable with *smart*PRINTER (suitable rollers on page 60)
- Material: PA 6.6

Use

Marker Width	Can be snapped onto the following terminal block series	
	for continuous marking	to be separated
3.5 mm	2000, 2001, 2020	-
4 ... 4.2 mm	279, 280, 780, 2001	281 ... 285, 727, 781 ... 785, 869, 870, 2022
5 ... 5.2 mm	270, 280 ... 285, 780 ... 785, 869, 870, 880, 2002, 2003, 2022	285, 727, 745, 746, 834, 857, 2004 ...2016

WMB Inline, for WAGO rail-mount terminal blocks

WMB Inline, plain, 3.5 wide markers, 2300 WMB markers per reel		
Color	Item no.	Pack. Unit
<input type="radio"/> white	2009-113	1

WMB Inline, plain, 4 ... 4.2 mm stretchable, 2000 WMB markers (4 mm wide) per reel		
Color	Item no.	Pack. Unit
<input type="radio"/> white	2009-114	1

WMB Inline, plain, 5 ... 5.2 mm stretchable, 1500 WMB markers (5 mm wide) per reel		
Color	Item no.	Pack. Unit
<input type="radio"/> white	2009-115	1

Mini-WSB Inline, for WAGO rail-mount terminal blocks

WMB WSB Inline, plain, 5 ... 5.2 mm stretchable, 1700 markers (5 mm wide) per reel		
Color	Item no.	Pack. Unit
<input type="radio"/> white	2009-145	1

WMB Inline, for Phoenix Contact rail-mount terminal blocks

WMB Inline for Phoenix Contact rail-mount terminal blocks, plain, 5 ... 5.2 mm stretchable, 900 markers (5 mm wide) per reel, replaces UC-TM5 and ZB5 markers		
Color	Item no.	Pack. Unit
<input type="radio"/> white	2009-515	1

WMB Inline, for Weidmüller rail-mount terminal blocks

WMB Inline for Weidmüller rail-mount terminal blocks, plain, 5 ... 5.2 mm stretchable, 1200 markers (5 mm wide) per reel, replaces WS 10/5 markers		
Color	Item no.	Pack. Unit
<input type="radio"/> white	2009-615	1

Marking Strips



Marking Strips

- Plain
- 11 mm wide
- 50 m reel
- For TOPJOB® S and 285 Series (POWER CAGE CLAMP)
- Material: PA 6.6

Marking strip, plain, 11 mm wide, 50 m reel		
Color	Item no.	Pack. Unit
<input type="radio"/> white	2009-110	1



Marking Strips

- Plain
- 7.5 mm wide
- 50 m reel
- For 870, 869, 862 and 270 Series
- Material: PA 6.6

Marking strip, plain, 7.5 mm wide, 50 m reel		
Color	Item no.	Pack. Unit
<input type="radio"/> translucent	709-177	1
<input type="radio"/> white	709-178	1



Marking Strips

- Plain
- 10 mm wide
- 50 m reel
- For 757 Series
- Material: PA 6.6

Marking strip, plain, 10 mm wide, 50 m reel		
Color	Item no.	Pack. Unit
<input type="radio"/> white	757-901/000-050	1

Marking Cards

For Pin Spacing: 2.5 mm, 2.54 mm, 3.5 mm, 3.81 mm and 3.96 mm

1



- Self-adhesive marking strips on DIN A4 card
- Printable via laser printer
- Material: Polyamide (PA 6.6)

Use

Pin Spacing	for
2.5 mm	MCS MICRO male and female connectors (marking perpendicular to conductor entry) and 218, 233, 234, as well as 250 Series
2.54 mm	218, 233, 234 and 250 Series
3.5 mm	MCS MINI male and female connectors (marking perpendicular to conductor entry) and 250, 252, 739, as well as 805 Series
3.81 mm	235, 734, 735, and 739 Series
3.96 mm	235 Series

Self-adhesive marking strips, for terminal strips with 2.5 mm pin spacing, computer marked, 2.3 mm high strip, 1 card with 100 strips

Marking	Item No.	Pack. Unit
1 ... 16 (400 x)	210-331/250-202	100
17 ... 32 (400 x)	210-331/250-204	100
33 ... 48 (400 x)	210-331/250-206	100
1 ... 48 (100 x)	210-331/250-207	100

Self-adhesive marking strips, for terminal strips with 2.54 mm pin spacing, computer marked, 2.3 mm high strip, 1 card with 100 strips

Marking	Item No.	Pack. Unit
1 ... 16 (400 x)	210-331/254-202	100
17 ... 32 (400 x)	210-331/254-204	100
33 ... 48 (400 x)	210-331/254-206	100
1 ... 48 (100 x)	210-331/254-207	100

Self-adhesive marking strips, for terminal strips with 3.5 mm pin spacing, computer marked, 3 mm high strip, 1 card with 80 strips

Marking	Item No.	Pack. Unit
1 ... 16 (240 x)	210-332/350-202	100
17 ... 32 (240 x)	210-332/350-204	100
33 ... 48 (240 x)	210-332/350-206	100

Self-adhesive marking strips, for terminal strips with 3.81 mm pin spacing, computer marked, 3 mm high strip, 1 card with 80 strips

Marking	Item No.	Pack. Unit
1 ... 16 (160 x)	210-332/381-202	100
17 ... 32 (160 x)	210-332/381-204	100
33 ... 48 (160 x)	210-332/381-206	100
1 ... 32 (80 x)	210-332/381-205	100

Self-adhesive marking strips, for terminal strips with 3.96 mm pin spacing, computer marked, 3 mm high strip, 1 card with 80 strips

Marking	Item No.	Pack. Unit
1 ... 16 (160 x)	210-332/396-202	100
17 ... 32 (160 x)	210-332/396-204	100
33 ... 48 (160 x)	210-332/396-206	100
1 ... 32 (80 x)	210-332/396-205	100

Marking Cards

For Pin Spacing: 4 mm, 5 mm, 5.08 mm and 5.75 mm

- Self-adhesive marking strips on DIN A4 card
- Printable via laser printer
- Material: Polyamide (PA 6.6)



Use

Pin Spacing	for
4 mm	235 Series
5 mm	MCS MIDI male and female connectors (marking perpendicular to conductor entry) and 235, 236, 250, 253 ... 257, 736 ... 741, 745, 806, as well as 816 Series
5.08 mm	MCS MIDI male and female connectors (marking perpendicular to conductor entry) and 235, 236, 254 ... 257, 736... 739, as well as 741 Series
5.75 mm	243 Series

Self-adhesive marking strips, for terminal strips with 4 mm pin spacing, computer marked, 3 mm high strip, 1 card with 80 strips

Marking	Item No.	Pack. Unit
1 ... 16 (160 x)	210-332/400-202	100
17 ... 32 (160 x)	210-332/400-204	100
33 ... 48 (160 x)	210-332/400-206	100
1 ... 32 (80 x)	210-332/400-205	100

Self-adhesive marking strips, for terminal strips with 5 mm pin spacing, computer marked, 3 mm high strip, 1 card with 80 strips

Marking	Item No.	Pack. Unit
1 ... 16 (160 x)	210-332/500-202	100
17 ... 32 (160 x)	210-332/500-204	100
33 ... 48 (160 x)	210-332/500-206	100
1 ... 32 (80 x)	210-332/500-205	100

For MCS MIDI male and female connectors with CAGE CLAMP® connection (parallel to conductor entry) and 804 Series

Self-adhesive marking strips, for male and female connectors with 5 mm pin spacing and CAGE CLAMP® connection, computer marked, 2.3 mm high strip, 1 card with 100 strips

Marking	Item No.	Pack. Unit
1 ... 12 (300 x)	210-331/500-103	100
13 ... 24 (300 x)	210-331/500-104	100

Self-adhesive marking strips, for terminal strips with 5.08 mm pin spacing, computer marked, 3 mm high strip, 1 card with 80 strips

Marking	Item No.	Pack. Unit
1 ... 16 (160 x)	210-332/508-202	100
17 ... 32 (160 x)	210-332/508-204	100
33 ... 48 (160 x)	210-332/508-206	100
1 ... 32 (80 x)	210-332/508-205	100

For MCS MIDI male and female connectors with CAGE CLAMP® connection (parallel to conductor entry) and 804 Series

Self-adhesive marking strips, for male and female connectors with 5.08 mm pin spacing and CAGE CLAMP® connection, computer marked, 2.3 mm high strip, 1 card with 100 strips

Marking	Item No.	Pack. Unit
1 ... 12 (300 x)	210-331/508-103	100
13 ... 24 (300 x)	210-331/508-104	100

Marking Cards

For Pin Spacing: 7 mm, 7.5 mm and 7.62 mm

1



- Self-adhesive marking strips on DIN A4 card
- Printable via laser printer
- Material: Polyamide (PA 6.6)

Use	
Pin Spacing	for
7 mm	826 Series
7.5 mm	MCS MIDI male and female connectors (marking perpendicular to conductor entry) and 235, 236, 239, 250, 254 ... 257, 736 ... 739, 741, 745, as well as 746 Series
7.62 mm	MCS MIDI male and female connectors (marking perpendicular to conductor entry) and 235, 236, 254 ... 257, 736, 737, 739, as well as 741

Self-adhesive marking strips, for terminal strips with 7 mm pin spacing, computer marked, 3 mm high strip, 1 card with 80 strips

Marking	Item No.	Pack. Unit
1 ... 12 (160 x)	210-332/700-103	100
12 ... 1 (160 x)	210-332/700-102	100

Self-adhesive marking strips, for terminal strips with 7.5 mm pin spacing, computer marked, 3 mm high strip, 1 card with 80 strips

Marking	Item No.	Pack. Unit
1 ... 20 (80 x)	210-332/750-020	100

For MCS MIDI male and female connectors with CAGE CLAMP® connection (parallel to conductor entry) and 804 Series

Self-adhesive marking strips, for male and female connectors with 7.5 mm pin spacing and CAGE CLAMP® connection, computer marked, 2.3 mm high strip, 1 card with 100 strips

Marking	Item No.	Pack. Unit
1 ... 16 (240 x)	210-331/750-202	100

Self-adhesive marking strips, for terminal strips with 7.62 mm pin spacing, computer marked, 3 mm high strip, 1 card with 80 strips

Marking	Item No.	Pack. Unit
1 ... 20 (80 x)	210-332/762-020	100

For MCS MIDI male and female connectors with CAGE CLAMP® connection (parallel to conductor entry) and 804 Series

Self-adhesive marking strips, for male and female connectors with 7.62 mm pin spacing and CAGE CLAMP® connection, computer marked, 2.3 mm high strip, 1 card with 100 strips

Marking	Item No.	Pack. Unit
1 ... 16 (100 x)	210-332/762-202	100

For MCS MAXI male and female connectors

Self-adhesive marking strips, for terminal strips with 7.62 mm pin spacing, computer marked, 5 mm high strip, 1 card with 48 strips

Marking	Item No.	Pack. Unit
1 ... 16 (100 x)	210-334/762-202	100

Marking Cards

For 10 mm and 10.16 mm Pin Spacing, as well as Plain Cards for All Pin Spacings

- Self-adhesive marking strips on DIN A4 card
- Printable via laser printer
- Material: Polyamide (PA 6.6)



Use

Pin Spacing	for
10 mm	235, 236, 254 ... 257, 736, 737, 741 and 745 Series
10.16 mm	235, 236, 254 ... 257, 736, 737 and 741 Series

Self-adhesive marking strips, for terminal strips with 10 mm pin spacing, computer marked, 3 mm high strip, 1 card with 80 strips

Marking	Item No.	Pack. Unit
1 ... 16 (80 x)	210-332/1000-202	100
17 ... 32 (80 x)	210-332/1000-204	100
33 ... 48 (80 x)	210-332/1000-206	100

Self-adhesive marking strips, for terminal strips with 10.16 mm pin spacing, computer marked, 3 mm high strip, 1 card with 80 strips

Marking	Item No.	Pack. Unit
1 ... 16 (80 x)	210-332/1016-202	100
17 ... 32 (80 x)	210-332/1016-204	100
33 ... 48 (80 x)	210-332/1016-206	100

Plain marking cards can be printed via WAGO *smartSCRIPT*.

Self-adhesive marking strips, available for all pin spacings, plain

Strip Height		Item No.	Pack. Unit
2.3 mm	1 card with 100 strips	210-331	100
3 mm	1 card with 80 strips	210-332	100
5 mm	1 card with 48 strips	210-334	100

Ordering example:
5.08 mm pin spacing, 3 mm high strips
210-332/508-001

Self-adhesive marking strips, available for all pin spacings, printed separators
(xxxx = pin spacing)

Strip Height		Item No.	Pack. Unit
2.3 mm	1 card with 100 strips	210-331/xxxx-001	100
3 mm	1 card with 80 strips	210-332/xxxx-001	100
5 mm	1 card with 48 strips	210-334/xxxx-001	100

Height-Adjustable Group Marker Carriers

1

Height-Adjustable Group Marker Carriers

- Snap onto 249-116 and 249-117 End Stops (see page 41)



Height-adjustable group marker carrier, snap-on type for end stops (249-116 and 249-117), adjustable in height from 43.5 to 59.5 mm, for one marker or self-adhesive label and transparent protection cover, 10 mm wide

Color	Item No.	Pack. Unit
<input checked="" type="radio"/> gray	249-119	50 (2x25)

Height-adjustable group marker carrier, snap-on type for end stops (249-116 and 249-117), adjustable in height from 43.5 to 59.5 mm, for two WMB markers or one continuous strip, 10 mm wide

Color	Item No.	Pack. Unit
<input checked="" type="radio"/> gray	249-118	100 (4x25)

Height-adjustable group marker carrier, snap-on type for end stops (249-116 and 249-117), adjustable in height from 42.2 to 58.2 mm, with marking surface, 6 mm wide

Color	Item No.	Pack. Unit
<input type="radio"/> white	249-120	100 (4x25)

Height-adjustable group marker carrier, snap-on type for end stops (249-116 and 249-117), adjustable in height from 45 to 61 mm, for nine WMB markers or one TOPJOB® S marking strip, 12.2 mm wide

Color	Item No.	Pack. Unit
<input checked="" type="radio"/> gray	2009-163	50 (2x25)

Laterally Movable Marking System

- Snap onto 249-116 and 249-117 End Stops (see page 41)



Carrier-through element, height-adjustable


Color	Item No.	Pack. Unit
<input checked="" type="radio"/> gray	709-118	50 (2x25)

Carrier-end element, height-adjustable

Color	Item No.	Pack. Unit
<input checked="" type="radio"/> gray	709-119	100 (4x25)

Marking strip slot, folded, 1 m long, 16 mm wide, 1.7 mm thick, transparent

Item No.	Pack. Unit
709-120	1



Marker card, plain, with 14 marking strips, DIN A4

Color	Item No.	Pack. Unit
<input type="radio"/> white	709-193	1

Group Marker Carriers for TOPJOB® S and Group Marker Carriers



TOPJOB® S Group Marker Carriers

TOPJOB® S group marker carrier, snap-on type for jumper slot, gray		
Width	Item No.	Pack. Unit
5 mm	2009-191	50 (2x25)
10 mm	2009-192	50 (2x25)
15 mm	2009-193	50 (2x25)

TOPJOB® S group marker carrier, snap-on type for jumper slot, gray		
Width	Item No.	Pack. Unit
10 mm	2009-196	50 (2x25)

Group Marker Carriers

- Fits into jumper slot of rail-mount terminal blocks
- For 4 ... 6 mm terminal block width

Group marker carrier, for up to 3 WMB markers or 8 branch markers, gray		
Width	Item No.	Pack. Unit
15 mm	209-140	50 (2x25)

Group marker carrier, for up to 2 WMB markers or 5 branch markers, gray		
Width	Item No.	Pack. Unit
10 mm	209-141	50 (2x25)

Group marker carrier, for up to 1 WMB marker or 2 branch markers, gray		
Width	Item No.	Pack. Unit
5 mm	209-142	50 (2x25)

Group Marker Carriers

- Snaps onto screwless end stops (center or side mounting) (see page 41)
- Accommodates marker cards

Group marker carrier, snaps onto screwless end stops (center or side mounting), 10 mm wide		
Color	Item No.	Pack. Unit
○ white	209-112	100 (2x50)

Protective marker cover, transparent		
	Item No.	Pack. Unit
	209-114	50

Group Marker Carriers

- Accommodates WMB/Mini-WSB markers

Group marker carrier, for WMB and Mini-WSB marker slots, 10 mm wide		
Color	Item No.	Pack. Unit
○ white	209-145	100 (2x50)

Protective marker cover, transparent		
	Item No.	Pack. Unit
	209-114	50

Markers/Self-Adhesive Markers

- For 209-112 and 209-145

Marker, from white cardboard, for self-marking, 100 markers/sheet		
Color	Item No.	Pack. Unit
○ white	209-113	1

Self-adhesive label, for self-marking, 7 x 25 labels/sheet		
Color	Item No.	Pack. Unit
○ white	210-345	1



Pivoting group marker carrier

1



Pivoting group marker carrier


Pivoting group marker carrier		
Color	Item No.	Pack. Unit
<input checked="" type="radio"/> gray	249-105	50 (2x25)

Marker, 4 x 30 markers/sheet		
Color	Item No.	Pack. Unit
<input checked="" type="radio"/> white	209-183	1

Protective marker cover, transparent		
	Item No.	Pack. Unit
	209-184	50

Group Marker Carriers, Double Marker Carriers and Marker Carriers for TOPJOB® S Rail-Mount Terminal Blocks

1



Group Marker Carriers

- E. g., for current/voltage transformer terminal blocks (282 Series)

Group marker carrier, angled, e.g., for transformer terminal blocks (282 Series)		
Color	Item No.	Pack. Unit
● gray	209-144	50 (2x25)

Group marker carrier, straight, e.g., for 2- and 3-conductor terminal blocks (282 Series)		
Color	Item No.	Pack. Unit
● gray	209-143	1

Double Marker Carriers

- For WSB and WMB marking systems
- For center I/O module marking



Double marker carrier, for WSB and WMB marking systems, for center I/O module marking, 4 mm wide		
Color	Item No.	Pack. Unit
● gray	209-128	200 (2x100)

Multilevel Marker Carriers

- For TOPJOB® S double-/triple-deck terminal blocks



Double-deck marker carrier, for TOPJOB® S double-deck terminal blocks (2000 Series), pivoting		
Color	Item No.	Pack. Unit
● gray	2000-121	50

Double-deck marker carrier, for TOPJOB® S double-deck terminal blocks (2002 Series), pivoting		
Color	Item No.	Pack. Unit
● gray	2002-121	50

Triple-deck marker carrier, for TOPJOB® S triple-deck terminal blocks (2002 Series), pivoting		
Color	Item No.	Pack. Unit
● gray	2002-131	50

Marker Carriers

- For TOPJOB® S rail-mount terminal blocks
- For use in jumper slots



Marker carrier, for jumper slots (2002 Series), 5 mm wide		
Color	Item No.	Pack. Unit
● gray	2002-161	100 (4x25)

Marker carrier, for lateral marker slots, 5 mm wide		
Color	Item No.	Pack. Unit
● gray	2009-198	200 (8x25)

Marker Carriers For 750/753 Series



- The hinged 750-103 Marker Carrier allows group marking of WAGO-I/O-SYSTEM 750/753 Series components, while featuring a large area for self-marking.
- The marker carrier can be accommodated in the upper Mini-WSB marker slot.

Marker carrier (for 750/753 Series), allows group marking of WAGO-I/O-SYSTEM components, hinged, transparent

Item No.	Pack. Unit
750-103	50

Technical Data

Dimensions (mm) W x D

11.5 x 104.5

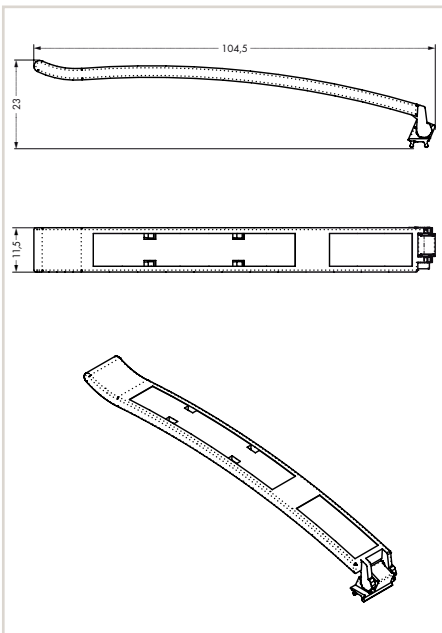
Material

Polycarbonate

Accessories

Marker, for group marker carrier, DIN A4 sheet (99 markers), 52 x 8.5 mm

Color	Item No.	Pack. Unit
	209-185	1



Marker Carriers For 750/753 Series



- WAGO's 750-106 and 750-107 Marker Carriers allow I/O functions to be identified throughout the node via continuous marking strips.
- Both carrier models permit continuous marking regardless of the I/O module housing used.
- 750-106 carrier for I/O module housing with up to 4 LEDs, as well as for 48 mm wide I/O module housing
- 750-107 carrier for I/O module housing with 8 or 16 LEDs
- The marker carrier can be accommodated in the upper Mini-WSB marker slot. It is not necessary to use a carrier on each I/O module to mount the marking strip.
- Material: Polycarbonate

Marker carrier (for 750/753 Series), for I/O module housing with up to 4 LEDs, as well as for 48 mm I/O module housing, transparent

Item No.	Pack. Unit
750-106	50 (5x10)

Marker carrier (for 750/753 Series), for I/O module housing with 8 or 16 LEDs, transparent

Item No.	Pack. Unit
750-107	50 (5x10)


Accessories

Marking strip, plain, 11 mm wide, 50 m reel

Color	Item No.	Pack. Unit
○ white	2009-110	1

WMB Inline, plain, 5 ... 5.2 mm stretchable, 1500 WMB markers (5 mm wide) per reel

Color	Item No.	Pack. Unit
○ white	2009-115	1



Marker carrier for marking strips (2009-110) or WMB-Inline markers (2009-115)

Marker Carriers

For POWER CAGE CLAMP 35/50/95 mm² (2, 2/0, 4/0 AWG)


1



Marker Carriers



- For POWER CAGE CLAMP 35/50/95 mm² (2, 2/0, 4/0 AWG)
- Accommodates 2009-110 strips or WMB markers

Marker carrier, for POWER CAGE CLAMP 35/50/95 mm ² (2, 2/0, 4/0 AWG), gray		
Color	Item No.	Pack. Unit
<input type="radio"/> gray	285-442	25



Marker carrier for marking strips (2009-110) or 2 x WMB markers for 285-13x, 285-15x and 285-19x terminal blocks

Screwless End Stops For DIN-35 Rails



Screwless End Stops, for DIN-35 Rails

Screwless end stop, for DIN-35 rail, gray		
Width	Item No.	Pack. Unit
6 mm	249-116	100 (4x25)
10 mm	249-117	50 (2x25)





Screwless end stop, for DIN-35 rail, gray		
Width	Item No.	Pack. Unit
14 mm	249-197	10

1



Cable and Conductor Marking

Cable and Conductor Marking

			Page
	Marking Sleeves	211 Series	46
	Conductor Markers for Thread-On Mounting	211 Series	48
	Self-Laminating Labels	211 Series	48
	Cable Tie Markers	211 Series	49
	Shrink Tubes for Conductor Marking	211 Series	49

WAGO Cable and Conductor Markers Description and Installation

2



Remove the printed marker from the reel.



Slide the marker into the marking sleeve receptacle. Exchanging the marker is also possible after the conductor has been terminated.




Compress the sleeve and slide it onto the conductor to be marked.



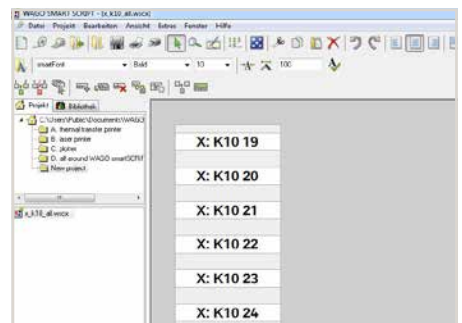
The suitable markers are supplied on a reel, which can be installed in the *smartPRINTER*.



Cable Tie Markers



smartPRINTER prints markers and many more.




smartPRINTER labels markers and many more.

Description and Installation



Slide the marker through the marker slot up to the end of the sleeve.



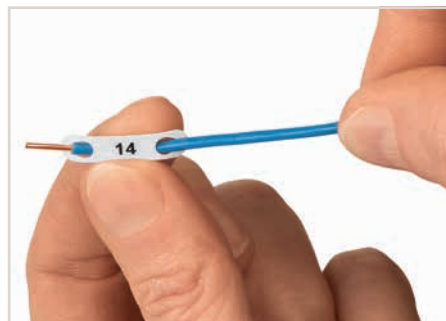
Then remove the rest of the card by twisting it off.



Attach the marking sleeve (211-829) to individual cables or conductors via cable ties.



Conductor markers for thread-on mounting, for 0.75 ... 6 mm² conductor cross-sections




Conductor marker for thread-on mounting



Remove the printed label from the sheet or reel.



Wrap the printed label around the conductor or cable.



The transparent laminate protects the marking.

Marking Sleeves, Sleeves for Conductor Markers

2



Marking Sleeves

- Accommodate one marker
- Halogen-free

Marking sleeve, 12 mm long, 500 pcs, transparent		
For Conductor Diameter	Item No.	Pack. Unit
1.4 ... 5 mm	211-812	500
5 ... 11 mm	211-813	500



Marker, for marking sleeve, 12 x 4 mm, 2,500 markers/reel		
Color	Item No.	Pack. Unit
<input type="radio"/> white	211-811	1

Marking sleeve, 23 mm long, 500 pcs, transparent		
For Conductor Diameter	Item No.	Pack. Unit
1.4 ... 5 mm	211-823	500
5 ... 11 mm	211-824	500



Marker, for marking sleeve, 23 x 4 mm, 2,500 markers/reel		
Color	Item No.	Pack. Unit
<input type="radio"/> white	211-821	1

Marking sleeve, 23 mm long, mounting via cable tie, 200 sleeves, transparent		
	Item No.	Pack. Unit
	211-829	500

Cable tie, for sleeve, 2,5 x 100 mm		
	Item No.	Pack. Unit
	807-090/101-100	500

Sleeves for 23 mm long conductor markers

- Contain halogen
- Suitable markers (211-821) available



Sleeves, for 23 mm long conductor markers, for 1.5 ... 2.5 mm conductor diameter, 1,000 sleeves, transparent		
	Item No.	Pack. Unit
	211-922	1000

Sleeves, for 23 mm long conductor markers, for 2 ... 4 mm conductor diameter, 500 sleeves, transparent		
	Item No.	Pack. Unit
	211-923	500

Sleeves, for 23 mm long conductor markers, for 4 ... 7 mm conductor diameter, 500 sleeves, transparent		
	Item No.	Pack. Unit
	211-924	500

Sleeves, for 23 mm long conductor markers, for 6 ... 10 mm conductor diameter, 200 sleeves, transparent		
	Item No.	Pack. Unit
	211-925	200

Sleeves, for 23 mm long conductor markers, for 10 ... 14 mm conductor diameter, 200 sleeves, transparent		
	Item No.	Pack. Unit
	211-926	200

Sleeves, for 23 mm long conductor markers, for 14 ... 22 mm conductor diameter, 100 sleeves, transparent		
	Item No.	Pack. Unit
	211-927	100

Marking Sleeves

For 0.25 ... 25 mm² Conductor Cross-Sections



Marking Sleeves

- Accommodate one marker
- To be fitted prior to conductor termination
- Halogen-free

Marking sleeve, 12 mm long, halogen-free, for one marker

For Conductor Diameter	Item No.	Pack. Unit
1.6 ... 3.2 mm or 0.25 ... 1.5 mm ²	211-112	2000
2.2... 4.5 mm or 0.5 ... 4 mm ²	211-113	2000
3.7 ... 5.9 mm or 2.5 ... 6 mm ²	211-114	1000
5.5 ... 10 mm or 10 ... 25 mm ²	211-115	1000

Marker, for thermal transfer printer, 3,000 markers per reel, 12 mm long

Color	Item No.	Pack. Unit
○ white	211-111	1



Marking sleeve, 23 mm long, halogen-free, for one marker

For Conductor Diameter	Item No.	Pack. Unit
1.6 ... 3.2 mm or 0.25 ... 1.5 mm ²	211-122	2000
2.2... 4.5 mm or 0.5 ... 4 mm ²	211-123	2000
3.7 ... 5.9 mm or 2.5 ... 6 mm ²	211-124	1000
5.5 ... 10 mm or 10 ... 25 mm ²	211-125	1000

Marker, for thermal transfer printer, 3,000 markers per reel, 23 mm long

Color	Item No.	Pack. Unit
○ white	211-121	1

Marking Sleeves

- For cable tie
- Accommodate one marker
- Can also be fitted after conductor termination
- Halogen-free



Marking sleeve, 23 mm long, halogen-free, for one marker, for 10 mm conductors and larger

	Item No.	Pack. Unit
	211-129	1000

Marker, for thermal transfer printer, 3,000 markers per reel, 23 mm long

Color	Item No.	Pack. Unit
○ white	211-121	1

Cable tie, 2.5 x 100 mm

	Item No.	Pack. Unit
	807-090/101-100	1

Self-Laminating Labels and Conductor Markers for Thread-On Mounting



Labels on DIN-A4 Sheets

- For laser printer

Labels on DIN-A4 sheets, for laser printer, label surface: S = 9 mm, B = 17 mm, L = 35 mm, for max. 8 mm cable diameter, 70 labels/sheet

	Item No.	Pack. Unit
	211-150	20

Labels on DIN-A4 sheets, for laser printer, label surface: S = 13 mm, B = 21 mm, L = 56 mm, for max. 14 mm cable diameter, 32 labels/sheet

	Item No.	Pack. Unit
	211-151	25

Self-Laminating Labels

- For 258-5014 Ink Ribbon



Self-laminating labels, 1,000 labels/reel, white

Write-On Surface	Item No.	Pack. Unit
9 x 18 mm	211-855	1
15 x 22 mm	211-856	1

Self-laminating labels, 500 labels/reel, white

Write-On Surface	Item No.	Pack. Unit
18 x 44 mm	211-857	1

Conductor Markers for Thread-On Mounting



Conductor marker, for thread-on mounting, 1,000 markers/reel, white

Write-On Surface	Item No.	Pack. Unit
0.75 ... 1.5 mm ²	211-861	1
2.5 ... 6 mm ²	211-862	1
6 ... 16 mm ²	211-863	1

Cable Tie Markers and Shrink Tubes for Conductor Marking



Cable Tie Markers

Cable tie marker, 500 markers/reel, 25 x 20 mm, 25 x 10 mm write-on surface		
Color	Item No.	Pack. Unit
○ white	211-835	1

Cable tie marker, 800 markers/reel, inner wrap (write-on surface on the inner side: 117.5 x 15 mm), 100 x 15 mm write-on surface		
Color	Item No.	Pack. Unit
○ white	211-836	1
● yellow	211-836/000-002	1

Cable tie, 2.5 x 100 mm		
	Item No.	Pack. Unit
	807-090/101-100	1

Shrink Tubes for Conductor Marking

- 2:1 shrink ratio
- Halogen-free

Shrink tube, for conductor marking, 2.4 mm Ø, 0.25 ... 0.75 mm ² , 20 m/reel		
Color	Item No.	Pack. Unit
○ white	211-500	1
● yellow	211-500/000-002	1

Shrink tube, for conductor marking, 3.2 mm Ø, 0.75 ... 1 mm ² , 20 m/reel		
Color	Item No.	Pack. Unit
○ white	211-501	1
● yellow	211-501/000-002	1

Shrink tube, for conductor marking, 4.8 mm Ø, 1 ... 2.5 mm ² , 20 m/reel		
Color	Item No.	Pack. Unit
○ white	211-502	1
● yellow	211-502/000-002	1

Shrink tube, for conductor marking, 6.4 mm Ø, 4 ... 6 mm ² , 20 m/reel		
Color	Item No.	Pack. Unit
○ white	211-503	1
● yellow	211-503/000-002	1

Shrink tube, for conductor marking, 9.5 mm Ø, 10 ... 16 mm ² , 15 m/reel		
Color	Item No.	Pack. Unit
○ white	211-504	1
● yellow	211-504/000-002	1

Shrink tube, for conductor marking, 12.7 mm Ø, 25 ... 35 mm ² , 15 m/reel		
Color	Item No.	Pack. Unit
○ white	211-505	1
● yellow	211-505/000-002	1

Shrink tube, for conductor marking, 19 mm Ø, 35 ... 50 mm ² , 15 m/reel		
Color	Item No.	Pack. Unit
○ white	211-506	1
● yellow	211-506/000-002	1





Device Marking

Device Marking

			Page
	Marking Strips	210 Series	52
	Label Rolls	210 Series	53
	Continuous Labels	210 Series	54
	Type Plates	210 Series	54
	Push-Button Markers	210 Series	55

Marking Strips



Marking Strips

- Self-adhesive
- Plain
- Material: Polyamide (PA 6.6)

Marking strip, plain, 20 m/reel, 11 mm wide		
Color	Item No.	Pack. Unit
<input type="radio"/> white	210-870	1
<input type="radio"/> silver	210-871	1

Marking strip, plain, 20 m/reel, 20 mm wide		
Color	Item No.	Pack. Unit
<input type="radio"/> white	210-872	1
<input type="radio"/> silver	210-873	1

Marking strip, plain, 20 m/reel, 30 mm wide		
Color	Item No.	Pack. Unit
<input type="radio"/> white	210-874	1
<input type="radio"/> silver	210-875	1

Marking strip, plain, 20 m/reel, 46 mm wide		
Color	Item No.	Pack. Unit
<input type="radio"/> white	210-876	1
<input checked="" type="radio"/> yellow	210-876/000-002	1
<input type="radio"/> silver	210-877	1

Marking strip, plain, 20 m/reel, 99 mm wide, for TP 298+		
Color	Item No.	Pack. Unit
<input type="radio"/> white	210-878	1
<input type="radio"/> silver	210-879	1

Marking strip, plain, 50 m/reel, 15 mm wide		
Color	Item No.	Pack. Unit
<input type="radio"/> white	210-702	1

Label Rolls



Label Rolls

- Polyester
- Self-adhesive labels


Label roll, self-adhesive, 3,000 labels/reel, 15 x 6 mm		
Color	Item No.	Pack. Unit
<input type="radio"/> white	210-805	1
<input checked="" type="radio"/> yellow	210-805/000-002	1

Label roll, self-adhesive, 3,000 labels/reel, 15 x 9 mm		
Color	Item No.	Pack. Unit
<input type="radio"/> white	210-806	1
<input checked="" type="radio"/> yellow	210-806/000-002	1

Label roll, self-adhesive, 3,000 labels/reel, 20 x 8 mm		
Color	Item No.	Pack. Unit
<input type="radio"/> white	210-807	1
<input checked="" type="radio"/> yellow	210-807/000-002	1

Label roll, self-adhesive, 1,500 labels/reel, 9.5 x 25 mm, 3 lines		
Color	Item No.	Pack. Unit
<input type="radio"/> white	210-808	1

Label roll, self-adhesive, 1,500 labels/reel, 5 x 35 mm, 1 line		
Color	Item No.	Pack. Unit
<input type="radio"/> white	210-810	1



Label Rolls

- Fabric
- Self-adhesive labels

Label roll, self-adhesive, 3,000 labels/reel, 20 x 7 mm		
Color	Item No.	Pack. Unit
<input type="radio"/> white	210-811	1
<input checked="" type="radio"/> yellow	210-811/000-002	1



Label Roll EI (Equipment Identifier)

- Polyester

Label roll EI (equipment identifier), 500 labels/reel, 28 x 28 mm, 175 µm thick		
Color	Item No.	Pack. Unit
<input checked="" type="radio"/> silver	210-854	1

Continuous Labels and Type Plates



Continuous Labels

- Polyester
- Self-adhesive

Continuous labels, self-adhesive, 9 lines at 25 m, white		
Width	Item No.	Pack. Unit
2.3 mm	210-831	1
3 mm	210-832	1

Continuous labels, self-adhesive, 5 lines at 25 m, white		
Width	Item No.	Pack. Unit
5 mm	210-834	1
6 mm	210-833	1



Type Plates

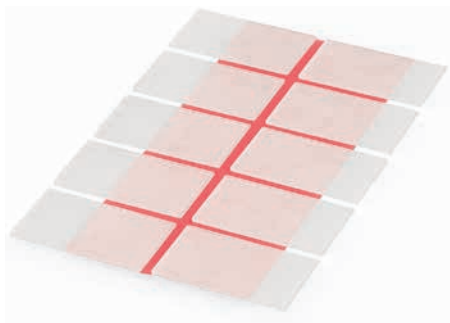
- Polyester

Type plate, 500 markers/reel, 70 x 33 mm		
Color	Item No.	Pack. Unit
<input type="radio"/> white	210-801	1
<input checked="" type="radio"/> silver	210-802	1

Type plate, 500 markers/reel, 44 x 99 mm		
Color	Item No.	Pack. Unit
<input type="radio"/> white	210-803	1
<input checked="" type="radio"/> silver	210-804	1

Type plate, 500 markers/reel, 25 x 50 mm		
Color	Item No.	Pack. Unit
<input checked="" type="radio"/> silver	210-812	1

Push-Button Markers and Plastic Covers



Push-Button Markers and Plastic Covers

- Semi-permanent and permanent adhesive

Push-button marker (for Eaton), semi-permanent adhesive, 1,000 markers per reel, silver		
Dimensions	Item No.	Pack. Unit
26.5 x 18 mm	210-850	1

Plastic cover, 100 covers, transparent		
Dimensions	Item No.	Pack. Unit
26.5 x 18 mm	210-851	100

Push-button marker (for Siemens), semi-permanent adhesive, 1000 markers per reel, silver		
Dimensions	Item No.	Pack. Unit
27.5 x 17.5 mm	210-856	1

Plastic cover, 100 covers, transparent		
Dimensions	Item No.	Pack. Unit
27.5 x 17.5 mm	210-857	100

Push-button marker (for Siemens), permanent adhesive, 1,000 markers per reel, silver		
Dimensions	Item No.	Pack. Unit
22 x 22 mm	210-858	1

Plastic cover, 100 covers, transparent		
Dimensions	Item No.	Pack. Unit
22 x 22 mm	210-859	100

Push-button marker (for Siemens), permanent adhesive, 1,000 markers per reel, silver		
Dimensions	Item No.	Pack. Unit
27 x 27 mm	210-860	1

Plastic cover, 100 covers, transparent		
Dimensions	Item No.	Pack. Unit
27 x 27 mm	210-861	100

Push-button marker (for Siemens), permanent adhesive, 1,000 markers per reel, silver		
Dimensions	Item No.	Pack. Unit
27 x 12.5 mm	210-862	1

Plastic cover, 100 covers, transparent		
Dimensions	Item No.	Pack. Unit
27 x 12.5 mm	210-863	100

Push-button marker, permanent adhesive, 350 markers/reel, silver		
Dimensions	Item No.	Pack. Unit
27 x 19 mm	210-852	1
27 x 18 mm	210-855	1

Universal push-button frame, for 210-852 and 210-855, 100 frames, black		
Dimensions	Item No.	Pack. Unit
27 x 19 mm	210-853	100




Push-button marker, permanent adhesive, 300 markers/reel, silver		
Dimensions	Item No.	Pack. Unit
22 x 22 mm	210-847	1

Push-button marker, permanent adhesive, 250 markers/reel, silver		
Dimensions	Item No.	Pack. Unit
27 x 27 mm	210-848	1



Printer and Software

Printer and Software

		Page
	<i>smart</i> PRINTER	258 Series 59
	Overview on Markers and Rollers for <i>smart</i> PRINTER	258 Series 61
	WAGO <i>smart</i> DATA Software	62

Thermal Transfer Printer *smart*PRINTER Installation



Printer – open



Accessories for unwinding material



Open the printer.

4



Insert the ink ribbon.



Prepare the marking material.



Printing 2009-110 *marking*STRIP on TOPJOB® S Terminal Blocks via *smart*PRINTER.



Insert and secure the appropriate roller into the printer.



Printer has several interfaces: USB, ETHERNET, serial COM port



Fast, cost-effective and easy to use – printing WMB Inline markers via *smart*PRINTER

Thermal Transfer Printer *smart*PRINTER



*smart*PRINTER, WMB Inline markers, marking strips, conductor markers and labels, 300 dpi resolution

	Item No.	Pack. Unit
	258-5000	1

*smart*PRINTER

includes:

- Power supply and cable
- USB cable
- 1x marking strip reel (2009-110)
- 1x WMB Inline marker reel (2009-115)
- 2x roller (258-5006 + -5007)
- 1x reel holder
- 1x ink ribbon (258-5005)

Technical Data

Printing method	Thermal transfer
Print head	Glass layer, spring-mounted
Print speed (max.)	127 mm/s (WAGO recommends 50.8 mm/s)
Print width (max.)	47 mm
Print length (max.)	762 mm
Print resolution	300 dpi (12 pixels/mm)
Transmissive/Reflective sensor	Yes, centrally mounted
Operating display	Color TFT LCD with navigation button
Memory	8 MB Flash, 16 MB SDRAM
Interfaces	USB, RS-232, ETHERNET 10/100 Mbps, USB Host
Operating voltage	100 ... 240 ACV, 50 ... 60 Hz (automatic adjustment)
Dimensions (mm) W x H x D	135 x 175 x 245
Weight	2,000 g (without printing material)
Operating temperature	5 ... 40 °C (41 ... 104 °F)
Storage temperature	-20 ... 50 °C (-4 ... 122 °F)
Safety approvals	CE (EMC)
Ink ribbon	40 mm external roll diameter; 0.5" (12.7 mm) internal core diameter; max. 110 m long; max. 58 mm wide

Accessories for *smart*PRINTER



Ink Ribbons

Thermal transfer ink ribbon for *smart*PRINTER, suitable for all markers in every WAGO product line, 50 mm wide x 74 m

Item No.	Pack. Unit
258-5005	1

Thermal transfer ink ribbon for *smart*PRINTER, for 211-855/-856/-857 only, 50 mm wide x 74 m

Item No.	Pack. Unit
258-5014	1

Rollers



Roller for marking strips, labels and conductor markers

Color	Item No.	Pack. Unit
● black	258-5006	1

Roller for WMB Inline markers

Color	Item No.	Pack. Unit
● green	258-5007	1

Roller for Mini-WSB Inline markers

Color	Item No.	Pack. Unit
● blue	258-5008	1

Roller for WMB Inline markers, for Phoenix Contact rail-mount terminal blocks

Color	Item No.	Pack. Unit
○ white	258-5009	1

Roller for WMB Inline markers, for Weidmüller rail-mount terminal blocks

Color	Item No.	Pack. Unit
● red	258-5010	1

Carrying Case for *smart*PRINTER

- With foam padding for printer
- Dimensions (W x H x D): 50 x 26 x 23 cm



Presentation and carrying case for *smart*PRINTER

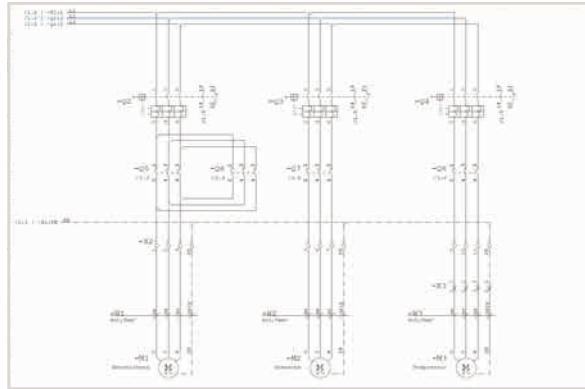
Color	Item No.	Pack. Unit
○ gray	258-5015	1

Overview on Markers and Rollers for *smart*PRINTER

Markers for <i>smart</i> PRINTER				Rollers for <i>smart</i> PRINTER		
Description	for Series	Color	Item No.	Color	Item No.	
 <p>WMB Inline markers, plain, 3.5 mm stretchable</p>	2000, 2020	○ white	2009-113	● green	258-5007	
		● yellow	2009-113/000-002			
		● red	2009-113/000-005			
		● blue	2009-113/000-006			
		● gray	2009-113/000-007			
		● orange	2009-113/000-012			
		● light green	2009-113/000-017			
		● green	2009-113/000-023			
		● violet	2009-113/000-024			
 <p>WMB Inline markers, plain, 4 ... 4.2 mm stretchable</p>	2001	○ white	2009-114	● green	258-5007	
		● yellow	2009-114/000-002			
		● red	2009-114/000-005			
		● blue	2009-114/000-006			
		● gray	2009-114/000-007			
		● orange	2009-114/000-012			
		● light green	2009-114/000-017			
		● green	2009-114/000-023			
		● violet	2009-114/000-024			
 <p>WMB Inline markers, plain, 5 ... 5.2 mm stretchable</p>	2002 ... 2016, 2022	○ white	2009-115	● green	258-5007	
		● yellow	2009-115/000-002			
		● red	2009-115/000-005			
		● blue	2009-115/000-006			
		● gray	2009-115/000-007			
		● orange	2009-115/000-012			
		● light green	2009-115/000-017			
		● green	2009-115/000-023			
		● violet	2009-115/000-024			
 <p>Mini-WSB Inline markers, plain, 5 ... 5.2 mm stretchable</p>	769, 750	○ white	2009-145	● blue	258-5008	
		● yellow	2009-145/000-002			
		● red	2009-145/000-005			
		● blue	2009-145/000-006			
		● gray	2009-145/000-007			
		● orange	2009-145/000-012			
		● light green	2009-145/000-017			
		● green	2009-145/000-023			
		● violet	2009-145/000-024			
 <p>WMB Inline markers, for Phoenix Contact rail-mount terminal blocks, plain, 5.2 mm stretchable, replaces UC-TM5 and ZB5</p>		○ white	2009-515	○ white	258-5009	
		 <p>WMB Inline markers, for Weidmüller rail-mount terminal blocks, plain, 5.2 mm stretchable, replaces WS 10/5</p>		○ white	2009-615	● red
 <p>Marking strips, cable and conductor markers, device labels</p>				-	-	● black

WAGO *smartDATA* Supports Workflow from Control Cabinet Planning to Installation


Electrical Engineering
Directly import data from a CAE circuit diagram into the *smartDESIGNER* engineering software



Technical and Commercial Item Data
Classified by ETIM and eCl@ss – also in Advanced Format




Mechanical Engineering
CAD export into all standard CAD formats and in different granularities



smartDESIGNER

- Free online configuration and ordering software for all electrical interconnect and automation components
- No installation required
- Available worldwide – 24 hours a day
- Item data is always updated
- Auto-audit feature checks product compatibility via programmed database
- Design in full 3-D



4

**smartSCRIPT**

- XML-based software for all WAGO markers
- Data import from CAE systems
- Font size check
- Material selection wizard




Configuration made easy – <http://configurator.wago.com>

WAGO *smartDATA* Fast and Easy Control Cabinet Marking

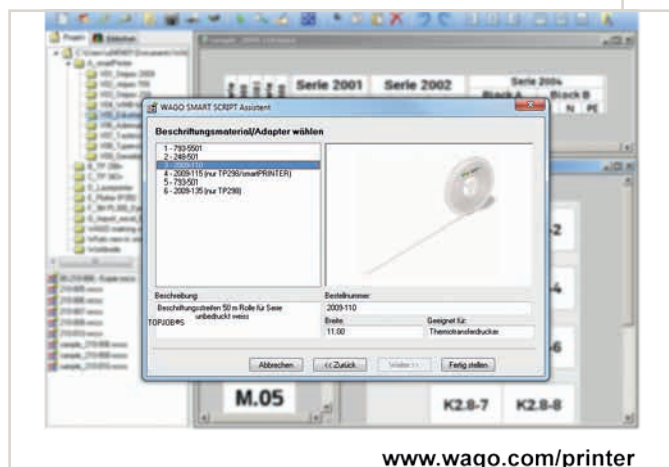
4

smartDESIGNER
After designing, print the markers directly from the project via **smartPRINTER**



smartSCRIPT

- Import from CAE systems or create customized marking
- Print directly on **smartPRINTER**





www.wago.com/smartprinter

smartPRINTER

Thermal transfer printer quickly and easily labels the entire control cabinet:

- WAGO marking strips and markers
- Cable and conductor markers
- Type labels
- Push-button markers
- Labels



Indexes and Addresses

Indexes and Addresses

	Page
Product Index	68
Item Number Index	69
WAGO Worldwide	74
Notes	76

Product Index

Item	Page	Item	Page	Item	Page
A					
Accessories for <i>smart</i> PRINTER					
- Carrying case	60				
- Ink ribbons	60				
- Rollers	60				
C					
Cable tie markers	49				
Conductor markers for thread-on mounting	48				
M					
Marker cards, with self-adhesive marking strips					
- for 2.5 ... 10.16 mm pin spacing	30				
- for all pin spacings, plain	33				
Marker carriers					
- Double marker carriers	37				
- Group marker carriers, for 282 Series	37				
- Group marker carriers, for jumper contact slot	35				
- Group marker carriers, pivoting	36				
- Group marker carriers, for screwless end stops	35				
- Group marker carriers, for TOPJOB® S	35				
- Group marker carriers, for WMB and Mini-WSB markers	35				
- Group marker carriers, height-adjustable	34				
- Laterally movable marking system	34				
- Marker carrier, for POWER CAGE CLAMP terminal blocks	40				
- Marker carriers, for 750/753 Series	38				
- Marker carriers, for TOPJOB® S rail-mount terminal blocks	37				
- Multilevel marker carriers	37				
Marking sleeves	46				
Marking strips					
- for 270, 870, 862, 869 Series	29				
- for 757 Series	29				
- for device marking, plain	52				
- for TOPJOB® S Series	29				
Mini-WSB Inline markers	28				
Mini-WSB Quick marking system	26				
L					
Labels					
- Continuous labels	54				
- Equipment identifiers	53				
- Fabric, self-adhesive	53				
- Polyester, self-adhesive	53				
P					
Plastic covers, for push-button markers	55				
Printer, see <i>smart</i> PRINTER					
Push-button markers	55				
S					
Screwless end stops, for DIN-35 rails	41				
Selection guide for markers	10				
Self-laminating labels	48				
Shrink tubes, for conductor marking	49				
Sleeves for conductor markers	46				
<i>smart</i> PRINTER	59				
Software					
- <i>smart</i> DESIGNER	62				
- <i>smart</i> SCRIPT	62				
T					
Thermal transfer printer, see <i>smart</i> PRINTER					
Type plates	54				
W					
WMB marking system					
- Marking with letters/symbols	20				
- Marking with numbers	16				
- plain	24				
WMB Inline markers	28				

Item Number Index

Item No.	Page	Item No.	Page	Item No.	Page	Item No.	Page
209 Series		210 Series		211 Series		248 Series	
209-112	35	210-702	52	211-505/000-002	49	248-569	26
209-113	35			211-506	49	248-570	26
209-114	35	210-801	54	211-506/000-002	49	248-571	26
209-128	37	210-802	54			248-572	26
209-140	35	210-803	54	211-811	46	248-573	26
209-141	35	210-804	54	211-812	46	248-578	27
209-142	35	210-805	53	211-813	46	248-578/000-017	27
209-143	37	210-805/000-002	53	211-821	46		
209-144	37	210-806	53	211-823	46	249 Series	
209-145	35	210-806/000-002	53	211-824	46		
209-183	36	210-807	53	211-829	46	249-105	36
209-184	36	210-807/000-002	53	211-835	49	249-116	41
209-185	38	210-808	53	211-836	49	249-117	41
		210-810	53	211-836/000-002	49	249-118	34
210 Series		210-811	53			249-119	34
		210-811/000-002	53	211-855	48	249-120	34
210-331	33	210-812	54	211-856	48	249-197	41
210-331/250-202	30			211-857	48		
210-331/250-204	30	210-831	54	211-861	48	258 Series	
210-331/250-206	30	210-832	54	211-862	48		
210-331/250-207	30	210-833	54	211-863	48	258-5000	59
		210-834	54			258-5005	60
210-331/254-202	30	210-847	55	211-922	46	258-5006	60
210-331/254-204	30	210-848	55	211-923	46	258-5007	60
210-331/254-206	30			211-924	46	258-5008	60
210-331/254-207	30	210-850	55	211-925	46	258-5009	60
		210-851	55	211-926	46	258-5010	60
210-331/500-103	31	210-852	55	211-927	46	258-5014	60
210-331/500-104	31	210-853	55			258-5015	60
210-331/508-103	31	210-854	53	247 Series			
210-331/508-104	31	210-855	55			264 Series	
210-331/750-202	32	210-856	55	247-506	27		
		210-857	55	247-506/000-006	27	264-900	26
210-332	33	210-858	55	247-507	27	264-901	26
210-332/350-202	30	210-859	55	247-508/000-005	27	264-902	26
210-332/350-204	30			247-509	27	264-903	26
210-332/350-206	30	210-860	55			264-904	26
		210-861	55	247-510	27	264-905	26
210-332/381-202	30	210-862	55	247-511	27		
210-332/381-204	30	210-863	55	247-512	27	285 Series	
210-332/381-205	30			247-513	27		
210-332/381-206	30	210-870	52	247-514	27	285-442	40
		210-871	52	247-515	27		
210-332/396-202	30	210-872	52	247-516	27	709 Series	
210-332/396-204	30	210-873	52	247-517	27		
210-332/396-205	30			247-518	27	709-118	34
210-332/396-206	30	210-874	52	247-519	27	709-119	34
		210-875	52			709-120	34
210-332/400-202	31	210-876	52	247-523	27	709-177	29
210-332/400-204	31	210-876/000-002	52	247-524	27	709-178	29
210-332/400-205	31	210-877	52	247-525	27	709-193	34
210-332/400-206	31	210-878	52	247-526	27		
		210-879	52	247-527	27	750 Series	
				247-528	27		
210-332/500-202	31			247-529	27	750-103	38
210-332/500-204	31	211 Series				750-106	39
210-332/500-205	31			247-530	27	750-107	39
210-332/500-206	31	211-111	47	247-543	27		
		211-112	47	247-552	27	757 Series	
210-332/508-001	33	211-113	47	247-552/000-017	27		
210-332/508-202	31	211-114	47			757-901/000-050	29
210-332/508-204	31	211-115	47	248 Series			
210-332/508-205	31					793 Series	
210-332/508-206	31	211-121	47	248-472	26		
		211-122	47	248-474	26	793-472	20
210-332/700-102	32	211-123	47	248-501	26	793-474	20
210-332/700-103	32	211-124	47	248-501/000-002	26	793-487	20
		211-125	47	248-501/000-005	26	793-494	20
210-332/750-020	32	211-129	47	248-501/000-006	26	793-495	20
210-332/762-020	32	211-150	48	248-501/000-007	26	793-4958	23
210-332/762-202	32	211-151	48	248-501/000-012	26	793-496	20
				248-501/000-017	26	793-497	20
210-332/1000-202	33	211-500	49	248-501/000-023	26	793-498	20
210-332/1000-204	33	211-500/000-002	49	248-501/000-024	26		
210-332/1000-206	33	211-501	49			793-501	24
		211-501/000-002	49	248-502	26	793-501/000-002	24
210-332/1016-202	33	211-502	49	248-503	26	793-501/000-005	24
210-332/1016-204	33	211-502/000-002	49	248-504	26	793-501/000-006	24
210-332/1016-206	33	211-503	49	248-505	26	793-501/000-007	24
		211-503/000-002	49	248-506	26	793-501/000-012	24
210-334	33	211-504	49			793-501/000-017	24
210-334/762-202	32	211-504/000-002	49	248-566	26	793-501/000-023	24
210-345	35	211-505	49				

Item Number Index

Item No.	Page	Item No.	Page	Item No.	Page	Item No.	Page
793 Series		793 Series		793 Series		793 Series	
793-501/000-024	24	793-578	20	793-697	21	793-4540	18
793-502	16	793-579	20	793-698	21	793-4541	18
793-503	16	793-580	20	793-699	17	793-4542	18
793-504	16	793-581	20	793-900	17	793-4543	20
793-505	16	793-582	20	793-958	23	793-4544	20
793-506	16	793-583	20	793-3501	24	793-4545	20
793-507	16	793-599	16	793-3502	16	793-4546	20
793-508	16	793-602	17	793-3503	24	793-4547	20
793-509	16	793-603	17	793-3504	16	793-4548	20
793-510	16	793-604	17	793-3505	16	793-4549	20
793-511	16	793-605	17	793-3506	16	793-4552	20
793-512	16	793-606	17	793-3507	16	793-4553	22
793-513	16	793-607	17	793-3508	16	793-4554	22
793-514	16	793-608	17	793-3509	16	793-4555	22
793-515	16	793-609	17	793-3510	16	793-4556	22
793-516	16	793-610	17	793-3544	20	793-4557	22
793-517	16	793-611	17	793-3545	20	793-4558	22
793-518	18	793-612	17	793-3565	16	793-4559	22
793-519	18	793-613	17	793-3566	16	793-4560	22
793-520	18	793-614	17	793-3599	16	793-4561	22
793-521	18	793-615	17	793-4472	20	793-4562	22
793-522	18	793-616	17	793-4474	20	793-4563	22
793-523	18	793-617	17	793-4487	20	793-4564	22
793-524	18	793-618	19	793-4494	20	793-4565	16
793-525	18	793-619	19	793-4495	20	793-4566	16
793-526	18	793-620	19	793-4496	20	793-4569	16
793-527	18	793-621	19	793-4501	24	793-4570	16
793-528	18	793-622	19	793-4501/000-002	24	793-4571	16
793-529	18	793-623	19	793-4501/000-005	24	793-4572	16
793-530	18	793-624	19	793-4501/000-006	24	793-4573	16
793-531	18	793-625	19	793-4501/000-007	24	793-4574	20
793-532	18	793-626	19	793-4501/000-012	24	793-4575	20
793-533	18	793-627	19	793-4501/000-017	24	793-4576	20
793-534	18	793-643	21	793-4501/000-023	24	793-4577	20
793-535	18	793-644	21	793-4501/000-024	24	793-4578	20
793-536	18	793-645	21	793-4502	16	793-4579	20
793-537	18	793-646	21	793-4503	16	793-4580	20
793-538	18	793-647	21	793-4504	16	793-4581	20
793-539	18	793-648	21	793-4505	16	793-4582	20
793-540	18	793-649	21	793-4506	16	793-4583	20
793-541	18	793-650	21	793-4507	16	793-4599	16
793-542	18	793-651	21	793-4508	16	793-4602	17
793-543	20	793-652	21	793-4509	16	793-4603	17
793-544	20	793-653	22	793-4510	16	793-4604	17
793-545	20	793-654	22	793-4511	16	793-4605	17
793-546	20	793-655	22	793-4512	16	793-4606	17
793-547	20	793-656	22	793-4513	16	793-4607	17
793-548	20	793-657	22	793-4514	16	793-4608	17
793-549	20	793-658	22	793-4515	16	793-4609	17
793-550	20	793-659	22	793-4516	16	793-4610	17
793-552	20	793-660	22	793-4517	16	793-4611	17
793-553	22	793-661	22	793-4518	18	793-4612	17
793-554	22	793-662	22	793-4519	18	793-4613	17
793-555	22	793-663	22	793-4520	18	793-4614	17
793-556	22	793-664	22	793-4521	18	793-4615	17
793-557	22	793-666	17	793-4522	18	793-4616	17
793-558	22	793-667	17	793-4523	18	793-4617	17
793-559	22	793-668	17	793-4524	18	793-4618	19
793-560	22	793-672	21	793-4525	18	793-4619	19
793-561	22	793-674	21	793-4526	18	793-4620	19
793-562	22	793-675	21	793-4527	18	793-4621	19
793-563	22	793-676	21	793-4528	18	793-4622	19
793-564	22	793-677	21	793-4529	18	793-4623	19
793-565	16	793-678	21	793-4530	18	793-4624	19
793-566	16	793-679	21	793-4531	18	793-4625	19
793-569	16	793-680	21	793-4532	18	793-4626	19
793-570	16	793-681	21	793-4533	18	793-4627	19
793-571	16	793-682	21	793-4534	18	793-4644	21
793-572	16	793-683	21	793-4535	18	793-4645	21
793-573	16	793-687	21	793-4536	18	793-4646	21
793-574	20	793-694	21	793-4537	18	793-4650	21
793-575	20	793-695	21	793-4538	18	793-4652	21
793-576	20	793-696	21	793-4539	18	793-4653	22
793-577	20						

Item Number Index

Item No.	Page	Item No.	Page	Item No.	Page	Item No.	Page
793 Series		793 Series		793 Series		794 Series	
793-4654	22	793-5524	18	793-5619	19	794-4604	17
793-4655	22	793-5525	18			794-4605	17
793-4656	22	793-5526	18	793-5620	19		
793-4657	22	793-5527	18	793-5621	19	794-4615	23
793-4658	22	793-5528	18	793-5622	19	794-4616	23
793-4659	22	793-5529	18	793-5623	19	794-4617	23
				793-5624	19	794-4618	23
793-4660	22	793-5530	18	793-5625	19	794-4619	23
793-4661	22	793-5531	18	793-5626	19	794-4674	21
793-4662	22	793-5532	18	793-5627	19		
793-4663	22	793-5533	18			794-5557	16
793-4664	22	793-5534	18	793-5643	21	794-5558	16
793-4666	17	793-5535	18	793-5644	21		
793-4667	17	793-5536	18	793-5645	21	794-5601	17
793-4668	17	793-5537	18	793-5646	21	794-5602	17
		793-5538	18	793-5647	21	794-5603	17
793-4672	21	793-5539	18	793-5648	21	794-5604	17
793-4674	21					794-5605	17
793-4675	21	793-5540	18	793-5652	21		
793-4676	21	793-5541	18	793-5653	22	794-5615	23
793-4677	21	793-5542	18	793-5654	22	794-5616	23
793-4678	21	793-5543	20	793-5655	22	794-5617	23
793-4679	21	793-5544	20	793-5656	22	794-5618	23
				793-5657	22	794-5619	23
793-4680	21	793-5545	20	793-5658	22		
793-4681	21	793-5546	20	793-5659	22	794-5657	17
793-4682	21	793-5547	20			794-5658	17
793-4683	21	793-5548	20	793-5662	22	794-5674	21
793-4687	21	793-5549	20	793-5663	22		
				793-5664	22	807 Series	
793-4694	21	793-5550	20	793-5666	17		
793-4695	21	793-5552	20	793-5667	17	807-090/101-100	47
793-4696	21	793-5553	22	793-5668	17	807-090/101-100	49
793-4697	21	793-5554	22			807-090/101-100	46
793-4698	21	793-5555	22	793-5672	21		
793-4699	17	793-5556	22	793-5674	21	2000 Series	
		793-5557	22	793-5675	21		
793-4900	17	793-5558	22	793-5676	21	2000-121	37
		793-5559	22	793-5677	21		
793-5472	20			793-5678	21	2002 Series	
793-5474	20	793-5560	22	793-5679	21		
793-5487	20	793-5561	22			2002-121	37
793-5494	20	793-5564	22	793-5680	21	2002-131	37
793-5495	20	793-5565	16	793-5681	21	2002-161	37
793-5496	20	793-5566	16	793-5682	21		
793-5497	20	793-5569	16	793-5683	21	2009 Series	
793-5498	20			793-5687	21		
		793-5570	16			2009-110	29
793-5501	24	793-5571	16	793-5694	21	2009-113	28
793-5501/000-002	24	793-5572	16	793-5695	21	2009-113/000-002	61
793-5501/000-005	24	793-5573	16	793-5696	21	2009-113/000-005	61
793-5501/000-006	24	793-5574	20	793-5697	21	2009-113/000-006	61
793-5501/000-007	24	793-5575	20	793-5698	21	2009-113/000-007	61
793-5501/000-012	24	793-5576	20	793-5699	17	2009-113/000-012	61
793-5501/000-017	24	793-5577	20			2009-113/000-017	61
793-5501/000-023	24	793-5578	20	793-5900	17	2009-113/000-023	61
793-5501/000-024	24	793-5579	20	793-5958	23	2009-113/000-024	61
793-5502	16	793-5580	20	794 Series		2009-114	28
793-5503	16	793-5581	20			2009-114/000-002	61
793-5504	16	793-5582	20	794-557	16	2009-114/000-005	61
793-5505	16	793-5583	20	794-558	16	2009-114/000-006	61
793-5506	16	793-5599	16			2009-114/000-007	61
793-5507	16			794-601	17	2009-114/000-012	61
793-5508	16	793-5602	17	794-602	17	2009-114/000-017	61
793-5509	16	793-5603	17	794-603	17	2009-114/000-023	61
		793-5604	17	794-604	17	2009-114/000-024	61
793-5510	16	793-5605	17	794-605	17		
793-5511	16	793-5606	17			2009-115	28
793-5512	16	793-5607	17	794-615	23	2009-115/000-002	61
793-5513	16	793-5608	17	794-616	23	2009-115/000-005	61
793-5514	16	793-5609	17	794-617	23	2009-115/000-006	61
793-5515	16			794-618	23	2009-115/000-007	61
793-5516	16	793-5610	17	794-619	23	2009-115/000-012	61
793-5517	16	793-5611	17			2009-115/000-017	61
793-5518	18	793-5612	17	794-657	17	2009-115/000-023	61
793-5519	18	793-5613	17	794-658	17	2009-115/000-024	61
		793-5614	17	794-674	21		
793-5520	18	793-5615	17			2009-145	28
793-5521	18	793-5616	17	794-4601	17	2009-145/000-002	61
793-5522	18	793-5617	17	794-4602	17	2009-145/000-005	61
793-5523	18	793-5618	19	794-4603	17	2009-145/000-006	61

Item Number Index

Item No.	Page	Item No.	Page	Item No.	Page	Item No.	Page
2009 Series							
2009-145/000-007	61						
2009-145/000-012	61						
2009-145/000-017	61						
2009-145/000-023	61						
2009-145/000-024	61						
2009-163	34						
2009-169	15						
2009-191	35						
2009-192	35						
2009-193	35						
2009-196	35						
2009-198	37						
2009-515	28						
2009-615	28						

5

Item Number Index

Item No.	Page	Item No.	Page	Item No.	Page	Item No.	Page

WAGO Worldwide

Companies and Representatives

Algeria
please contact WAGO France

Argentina
Bruno Schillig S.A.
Arenales 4030, B1604CFD
Florida, PBA
Phone +54 11 4730 1100
Fax +54 11 4761 7244
wago@schillig.com.ar

Austria
WAGO Kontakttechnik Ges.m.b.H.
Europaring F15 602
Campus 21
2345 Brunn am Gebirge
Phone +43 1 6150780
Fax +43 1 6150775
wago-at@wago.com

Azerbaijan
AZ Technics LTD
Zulfi V. Alizade
Y.Safarov str.33, AZ1025,
Baku
Republic of Azerbaijan
Phone +994 12 496 8335
Fax +994 12 496 8334
info@AZtechnics.az

Australia
WAGO Pty. Ltd.
2-4 Overseas Drive
Noble Park Victoria 3174
Phone +61 03 8791 6300
Fax +61 03 9701 0177
sales.anz@wago.com

Bangladesh
please contact WAGO India

Belarus
OOO FEK
pr-t Pushkina 29-B
220015 Minsk
Phone +375 17 2102189
Fax +375 17 2102189
wago@fek.by

UP ATAVA
ul. Denisovskaya, 47, office 1
220006 Minsk
Phone +375 17 2054015
Fax +375 17 2851759

Belgium
WAGO BeLux nv
Excelsiorlaan 11
1930 Zaventem
Phone +32 2 717 9090
Fax +32 2 717 9099
info-be@wago.com

Bolivia
ISOTEK S.R.L.
Zona Casco Viejo
Calle Isso #578, B/San Roque
Santa Cruz
Phone +591 721 000 27

Bosnia and Herzegovina
please contact WAGO Bulgaria

Brazil
WAGO Eletroeletrônicos Ltda
Rua Américo Simões 1470
São Roque da Chave
Itupeva SP Brasil 13295-000
Phone +55 11 4591 0199
Fax +55 11 4591 0190
info.br@wago.com

Bulgaria
WAGO Kontakttechnik GmbH & Co. KG/
Representative Office Sofia
Business Center Serdika
2E Akad. Ivan Geshov Blvd.
Building 1, Floor 4, Office 417
1330 Sofia
Phone +359 2 489 46 09/10
Fax +359 2 928 28 50
info-BG@wago.com

Canada
please contact WAGO USA

Chile
Desimat Chile
Av Puerto Vespuccio 9670
Pudahuel Santiago
Phone +56 2 747 0152
Fax +56 2 747 0153
ventaschile@desimat.cl

China
WAGO ELECTRONIC (TIANJIN) Co. LTD
No.5, Quan Hui Road
Wuqing Development Area
Tianjin 301700
Phone +86 22 5967 7688
Fax +86 22 5961 7668
info-cn@wago.com

Colombia
T.H.L. Ltda.
Cra. 49 B # 91-33
Bogotá
Phone +57 1 621 85 50
Fax +57 1 621 60 28
ventas-thl@thl-ltdda.com

Croatia
M.B.A. d.o.o.
Frana Supila 5
51211 Matulji
Phone +385 51 275-736
Fax +385 51 275-066
mba@ri.htnet.hr

MICROSTAR d.o.o.
Siget 18 b
10020 Zagreb
Phone +385 1 3647 849
Fax +385 1 3636 662
wago@microstar.hr

Czech Republic
WAGO Elektro spol. sr. o.
Rozvodova 1116/36
143 00 Praha 4 - Modřany
Phone +420 261 090 143
Fax +420 261 090 144
info.cz@wago.com
wago-cz@wago.com

Denmark
WAGO Denmark A/S
Lejrvej 17
3500 Værløse
Phone +45 44 357 777
info.dk@wago.com

Egypt
IBN Engineering Instrumentation & Control
71 a El Shaheed Ahmed Hamdi St.
King Faisal, Giza
Phone +20 2 721 4350
Fax +20 2 722 1709
sales@ibnengineering.com

Ecuador
ECUAINSETEC CIA LTDA
Yugoslavia N34-110 y Azuay
Quito
Phone +593 2 24 50 475
Fax +593 2 22 51 242
g.castro@ecuainsetec.com.ec

Estonia
Eltarko OÜ
Laki 14 - 502
10621 Tallinn
Phone +372 651 7731
Fax +372 651 7786
andres@eltarko.ee

Finland
WAGO Finland Oy
Vellamonkatu 30 B
00550 Helsinki
Phone +358 9 7744 060
Fax +358 9 7744 0660
tilaus@wago.fi

France
WAGO Contact SAS
Paris Nord 2
83 Rue des Chardonnerets
B.P. 55065 - Tremblay en France
95947 - ROISSY CDG CEDEX
Phone +33 1 4817 2590
Fax +33 1 4863 2520
info-fr@wago.com

Germany
WAGO Kontakttechnik GmbH & Co. KG
Postfach 28 80, 32385 Minden
Hansastraße 27
32423 Minden
Phone +49 571 887-0
Fax +49 571 887-844169
info@wago.com

Germany
WAGO Kontakttechnik GmbH & Co. KG
Waldstraße 1
99706 Sondershausen
Phone +49 3632 659-0
Fax +49 3632 659-100
info@wago.com

Great Britain
WAGO Limited
Triton Park, Swift Valley Industrial Estate
RUGBY
Warwickshire, CV21 1SG
Phone +44 1788 568 008
Fax +44 1788 568 050
uksales@wago.com

Greece
PANAGIOTIS SP. DIMOULAS - BIOMAT
DIMOULAS AUTOMATIONS
Kritis Str. 26
10439 Athen
Phone +30 210 883 3337
Fax +30 210 883 4436
wago.info@dimoulas.com.gr

Honduras
CILASAS S.A. de C.V.
Barrio Los Andes
7 Calle entre 14 y 15 Ave. N.O.
P.O. Box. 1061
San Pedro Sula
Phone +504 2557 1146/7
Fax +504 2557 1149

Hong Kong
National Concord Eng., Ltd.
Unit A-B, 5/F.
Southeast Industrial Building
611-619 Castle Peak Road
Tsuen Wan, N.T.
Phone +852 2429 2611
Fax +852 2429 2164
sales@nce.com.hk

Hungary
WAGO Hungária KFT
Ipari Park, Gyár u. 2
2040 Budapest
Phone +36 23 502-170
Fax +36 23 502-166
info.hu@wago.com

Iceland
S. Gudjonsson ehf.
Audbrekku 9-11
202 Kopavogur
Phone +354 520-4500
Fax +354 520-4501
export@wago.com

India
WAGO Private Limited
C-27, Sector-58, Phase-III
Noida-201 301
Gautam Budh Nagar (U.P.)
Phone +91 120 438 8700
Fax +91 120 438 8799
info.india@wago.com

Indonesia
please contact WAGO Singapore

Iraq
please contact WAGO Middle East

Ireland
Drives & Controls
Unit F4, Riverview Business Park
Nangor Road
Dublin 12
Phone +353 1 4604474
Fax +353 1 4604507
wago@drivesandcontrols.ie

Israel
Comtel Israel Electronic Solutions Ltd.
Bet Hapaamon
20 Hataas Street
P.O. Box 66
44425 Kefar-Saba
Phone +972 9 76 77 240
Fax +972 9 76 77 243
sales@comPhoneco.il

Italy
WAGO ELETTRONICA SRL a Socio
Unico
Via Parini 1
40033 Casalecchio di Reno (BO)
Phone +39 051 6132112
Fax +39 051 6272174
info-ita@wago.com

Japan
WAGO Co. of JAPAN Ltd.
Kinshicho Prime Tower
5-7, Kameido, Koto-Ku
Tokyo 136-0071
Phone +81 3 5627 2059
Fax +81 3 5627 2055
info-jp@wago.com

Jordan
please contact WAGO Middle East

Kazakhstan
TOO INTANT
232/2, Ryskulov avenue
050061 Almaty
Phone +7 727 356 52 91/92/93
Fax +7 727 327 14 92/93
ee@intant.net
ees_sm1@intant.net

TOO Technik-Trade
ul. i. A. Protosanova, 81
070004 Ust-Kamenogorsk
Phone +7 7232 254 064
Fax +7 7232 253 251
info@technik.kz

Korea
WAGO Korea Co., Ltd.
Room 205 AnyangMegaValley,
268, Hagui-ro, Dongan-gu, Anyang-si,
Gyeonggi-do, 14056, South Korea
Phone +82 31 421 9500
info.korea@wago.com

Kosovo
please contact WAGO Bulgaria

Latvia
INSTABALT LATVIA SIA
Vestienas iela 6
Riga, LV-1035
Phone +371 790 1188
Fax +371 790 1180
info@instabalt.lv

Lebanon
Gemayel Trading & Contracting
Antonins Project
P.O. BOX 70-1096
Antelias
Lebanon
Phone +961 4 521 029
Fax +961 4 521 029
info@uae.com

Lithuania
INSTABALT LIT UAB
Savanorių 187
Vilnius, 2053
Phone +370 52 322 295
Fax +370 52 322 247
info@instabalt.lt

Luxembourg
please contact WAGO Belgium

Macedonia
please contact WAGO Bulgaria

Kompjunet Inzenering
Vladimir Komarov 1A-3/9
1000 Skopje
Republic of Macedonia
Phone +389 2 521 12 00
Phone +389 2 526 11 08

Malaysia
WAGO Representative Office Malaysia
No 806, Block A4, Leisure Commerce Square,
No 9, Jalan PJS 8/9, 46150 Petaling Jaya,
Selangor Darul Ehsan, Malaysia
Phone +60 3 7877 1776
Fax +60 3 7877 2776
kian.guan.tan@wago.com

HPH Materials (M) Sdn Bhd
No. 4, Jalan Nilam 1/6
Suban Hi-Tech Industrial Park
40000 Shah Alam
Selangor, D.E. Malaysia
Phone +60 3 5638 2213
Fax +60 3 5638 8213
info@hphmaterials.com

Maldives
please contact WAGO India

Mexico

WAGO SA de CV
Av. Del Marques 38 Bodega 3
P. I. Bernardo Quintana
76246 El Marques, Querétaro
Phone +52 442 221 5946
Fax +52 442 221 5063
info.mx@wago.com

Moldova

Electroservice Slavinschi T.T.
str. Bolgarskaia 9, office 6
2001 Kishinev
Phone +373 22 274427
Fax +373 22 224481
es@es.mldnet.com

Morocco

Automatisme & Connection Maroc
23, Rue Bourred, 2ème étage, appt4
Roche Noire
20300 Casablanca
Phone +212 522 24 21 72/73
Fax +212 522 24 21 75
info-fr@wago.com

Nepal

please contact WAGO India

Netherlands

WAGO Nederland BV.
Laan van de Ram 19
7234 BW APELDOORN
Phone +31 55 36 83 500
Fax +31 55 36 83 599
info-nl@wago.com

New Zealand

please contact WAGO Australia

NHP NZ

7 Lockhart Place
Mt Wellington
New Zealand
Phone +64 9 2761967
Fax +64 9 2761992
export@wago.com

Nigeria

GIL Automations Ltd.
Daily Times Complex
2 Lateef Jakande Rd., Agidingbi
100271 Ikeja, Lagos State
Phone +234 17132672335
sales@gilautomation.com

Norway

WAGO Norge AS
Jerikoveien 20
1067 Oslo
Phone +47 22 30 94 50
Fax +47 22 30 94 51
info.no@wago.com

Oman

please contact WAGO Middle East

Pakistan

FuziLogiX Automation & Control
Suit No. 14, 5th Floor, Shan Arcade
New Garden Town, Lahore
Pakistan
Phone +92 42 594 1503 - 4
Fax +92 42 585 1431
info@fuzilogix.com

Paraguay

AESA
Av. Madame Lynch
c/Antolin Irala
2309 Asunción
Tel. +59 521674524
info@aesa.com.py

Peru

Manufacturas Eléctricas S.A.
Av O.R. Benavides 1215
15000 Lima
Phone +511 6196200
Fax +511 6196247

Philippines

please contact WAGO Singapore

Poland

WAGO ELWAG sp. z o. o.
ul. Piekna 58 a
50-506 Wrocław
Phone +48 71 3602970
Fax +48 71 3602999
wago.elwag@wago.com

Portugal

MORGADO & CA. LDA - SEDE
Estrada Exterior da
Circunvalação 3558/3560
Apartado 1057
4435 Rio Tinto
Phone +351 22 9770600
Fax +351 22 9770699
geral@morgadocl.pt

Quatar

please contact WAGO Middle East

Romania

WAGO Kontakttechnik GmbH & Co. KG
Representative Office Romania
Sos. Pipera-Tunari nr. 1/1
building 1, 2nd floor
077190 Voluntari, Ilfov
Tel. +40-(0)31 421 85 68
info-RO@wago.com

VDR & Servicii srl

Str. Valeriu Braniște, nr. 60, ap.1, sector 3
Romania
Phone +40 21 3225074/76
Fax +40 21 3225075
office@componente-automatizari.ro

Russia

OOO WAGO Contact Rus
Dmitrovskoe shosse, 157,
bldg. 12/5
127411 Moscow
Russia
Phone +7 495 663-3305
Fax +7 495 663-3308
info.ru@wago.com

OOO Decima

Projesd 4922, d. 4, str. 1
124460 Moscow / Selenograd
Phone +7 495 988 4858
Fax +7 495 988 4858

OOO Prosoft

ul. Profsoznaya, 108
117437 Moscow
Phone +7 495 2340636
Fax +7 495 2340640
info@prosoft.ru

ITC Electronics: Moscow

Radio str. 24
105005 Moscow
Phone +7 495 775 1845
Fax +7 495 775 1848
moscow@itc-electronics.com

WAGO Branch office

Ekaterinburg
Phone +7 343 216 3426

WAGO Branch office

Novosibirsk
Phone +7 383 217 9244

WAGO Branch office

St. Petersburg
Phone +7 812 312 1918

Saudi Arabia

Saudi Electronic Trading Company
(SETRA), P.O. Box 60712
11555-Riyadh
Phone +966 1 2062277
Fax +966 1 2062277
khaled.wafai@setra.com.sa

Serbia

please contact WAGO Bulgaria

Avalon Partners doo

Patrijarha Dimitrija 24
11000 Beograd
Phone +381 11 268 5311
Fax +381 11 268 5311
office@avalon.rs

Sigma doo

Balzakova 3
21000 Novi Sad
Phone +381 21 468 431
Fax +381 21 636 1785
office@sigmadoo.co.rs

Singapore

WAGO Electronic Pte Ltd
No. 10 Upper Aljunied Link #04-04
Singapore 367904
Phone +65 62866776
Fax +65 62842425
info-sing@wago.com

Slovakia

Proelektr spol. s r.o.
Na barine 22
841 03 Bratislava - Lamač
Phone +421 2 4569 2503
info@wago.sk

Slovenia

IC elektronika d.o.o.
Vodovodna cesta 100
1000 Ljubljana
Phone +386 1568 0126
Fax +386 1568 9107
info@ic-elect.si

GENERA d.o.o.

Prevale 10
1236 Trzin
Phone +386 14393050
Fax +386 14393090
genera@genera.si

Slovenia

Elektronabava d.o.o.
Cesta 24 junija 3
1231 Ljubljana
Phone +386 1 58 99 300
Fax +386 1 58 99 409
info@elektronabava.si

South Africa

Shorrock Automation (Pty) Ltd
Postnet Suite # 219
Private Bag X 8, Elardus Park
0047 PRETORIA
Phone +27 12 4500300
Fax +27 12 4500322
sales@shorrock.co.za

Spain

DICOMAT S.L.
Avda. de la Industria, 36
Apartado Correos, 1.178
28108-Alcobendas (Madrid)
Phone +34 91 662 1362
Fax +34 91 661 0089
info@dicomat.com

Sweden

WAGO Sverige AB
Tyskland Filial
Box 11 1127, 161 11 BROMMA
Besöksadress: Adolfsbergsv. 31
Phone +46 858410680
Fax +46 858410699
info.se@wago.com

Switzerland

WAGO CONTACT SA
Rte. de l'Industrie 19
Case Postale 168
1564 Domdidier
Phone +41/26 676 75 00
Fax +41/26 676 75 01
info.switzerland@wago.com

Sri Lanka

please contact WAGO India

Syria

Zahabi Co.
8/5 Shouhadaa St., P.O. Box 8262
Aleppo
Phone +963 21 21 22 235 / 6
Fax +963 21 21 22 23 7
info.uae@wago.com

Taiwan R.O.C.

WAGO Contact, Ltd.
5F., No.168, Jiankang Rd
Zhonghe City
Taipei County 23585, Taiwan
Phone +886 2 2225 0123
Fax +886 2 2225 1511
info.taiwan@wago.com

Thailand

WAGO Representative Office Thailand
4th Floor, KS Building
213/6-8 Rachada-Phisek Road
Dingdaeng, Bangkok 10400
Phone +66 2 6935611
Fax +66 2 6935612
warongkon.khankham@wago.com

US Power Distribution Co., Ltd.

4th Floor, KS Building
213/6-8 Rachada-Phisek Road
Dingdaeng, Bangkok 10400
Phone +66 2 2763040
Fax +66 2 2763049
uspower2014@gmail.com

Thailand

Itthirrit Technology Co., Ltd.
Vision Business Park 2 Floor 4
Soi Raminthra 55/8, Watcharapon Road
Tharaeng, Bangkok District
Bangkok Thailand 10220
Tel. +66 2 347 0780
Fax +66 2 347 0772
sales@itthirrittechnology.com

Tunisia

please contact WAGO France

Turkey

WAGO Elektronik Sanayi ve Ticaret
Ltd. Şti.
Yükun Dudullu Mahallesi Bayraktar
Bulvarı
Cad. Hattat Sok. No. 10
34775 Ümraniye - İstanbul
Phone +90 216 472 1133
Fax +90 216 472 9910
info.tr@wago.com

Ukraine

NPP Logicon
Predslavinskaya street, 39, office 303
03150 Kiev
Phone +380 44 5228019
Fax +380 44 2611803
info@logicon.ua

OOO Micropribor

ul. Kotelnikova, 4
03115 Kiev
Phone +380 44 5369386
Fax +380 44 5369387
sales@micropribor.kiev.ua

United Arab Emirates (UAE)

WAGO Middle East (FZC)
SAIF Zone, Q4-282
P.O. Box 120665
Sharjah, UAE
Phone +971 6 5579920
Fax +971 6 5579921
info.uae@wago.com

Uruguay

Fivisa Electricidad
Avda. Uruguay 1274
11100 Montevideo
Phone +59 829 020 808
Fax +59 829 021 230
info@fivisa.com.uy

USA

WAGO CORPORATION
N120 W19129 Freistadt Road
Germantown, WI 53022
Phone +1 262 255 6222
Fax +1 262 255 3232
Toll-Free: 1-800 DIN Rail (346-7245)
info.us@wago.com


Venezuela

PETROBORNAS, C.A.
C.C. PLAZA AEROPUERTO - PISO 1 -
LOCAL P1-B-03
(8015) UNARE - PUERTO ORDAZ -
ESTADO BOLÍVAR
REPÚBLICA BOLIVARIANA DE
VENEZUELA
Phone +58 286 951 3382
Fax +58 286 951 3382
info@petrobornas.com


Vietnam

please contact WAGO Germany
(Minden)

Notes



Notes



WAGO Kontakttechnik GmbH & Co. KG

Postfach 2880 · D · 32385 Minden

Hansastraße 27 · D · 32423 Minden

info@wago.com

www.wago.com

Headquarters	+49 571 887 - 0
Sales	+49 571 887 - 44222
Order Service	+49 571 887 - 44333
Fax	+49 571 887 - 844169